

**Working Equitation Canada / Équitation de Travail Canada**

**COMPETITION RULES**



**WECAN**  
WORKING EQUITATION CANADA

®TM

APRIL 2021

Copyright © 2019

Working Equitation Canada rules are protected by Copyright. Written permission from Working Equitation Canada must be granted to organizers to use these rules at all non-sanctioned events.

## PREFACE

This document, **Working Equitation Canada / Équitation de Travail Canada - COMPETITION RULES**, is the sole rulebook approved for use in all WE competitions throughout Canada.

The most up-to-date version of this rulebook is maintained on the following website: [www.workingeq.ca](http://www.workingeq.ca). In the event of discrepancy, the electronic version will take precedence over any printed version.

This document will be revised annually. Suggestions for modifications from WE groups, show officials, or individuals involved in the discipline are encouraged. A Rule Change Proposal Form is included as Appendix F. This form may be submitted to either the organizations or any member of the Rules Committee, up until October 1st of any calendar year, to enable adequate consideration of the proposed modification prior to the start of the following competition year on January 1.

Completed forms should be submitted electronically to:  
[secretary@workingeq.ca](mailto:secretary@workingeq.ca)

or via mail to: Working Equitation Canada  
222 Front Street, Box 338  
Duck Lake, SK S0K 1J0

### Revisions Summary

Version 1.0	June 3, 2017	Original document
Version 1.1	July 7, 2017	First Revision
Version 2.0	January 2018	Second Revision
Version 2.0.1	May 2018	
Version 2.0.2	June 2018	
Version 3.0	February 2019	Third Revision
Version 4.0	January 2020	Fourth Revision
Version 5.0	January 2021	1.5 c,d,e Replace word <i>compete</i> with participate
		1.7.d add: Exception: Two youth can share the same horse if competing in Children or Level 1 Introductory.
		3.10 add: Scorer may not compete in competition in which he/she scores tests.
		4.8.2.d add handling ties in cattle trial
		6.4 add: Competitors may not school on the course at any time. If the course is set up well in advance of the trial, the arena must be secured so no horses can have access.
		8.8 add: If the accrued time is equal, the team with the least amount of penalty time will place higher.
		Appendix A L1-Introductory Dressage Test. New text to clarify movements
		Appendix B. 4b,5b,6b,7b,8b,10b,11b Added L2/L3 riders to ask permission to move on and receive 0 when dropping a part of an obstacle

		Appendix B 8b Added requirement for when pole that cup is place on is knocked down
		Appendix B 10a Added "outer" to rail measurements
		Appendix B 12.b Single Slalom clarify when obstacle is completed
		Appendix B 13.b Double Slalom clarify when obstacle is completed
		Appendix C Modified Scoresheets as needed based on above changes.
		Appendix H New Added Protest form to rule book for easy access.
Version 5.0.1	April 2021	3.3 Judges Changed designation of Judges ...L, B, M S
		4.8.2 A horse/rider entry will be awarded only one final score per Sanctioned Show.

<b>PART I. COMPETITION RULES .....</b>	<b>4</b>
SECTION 1. GENERAL RULES AND INFORMATION .....	4
1.1 Introduction.....	4
1.2 WE Trials.....	4
1.3 Rider Divisions.....	5
1.4 Young Horse Division.....	5
1.5 Horse Requirements.....	5
1.6 Performance Levels.....	6
1.7 Entry Requirements.....	7
1.8 Advancement Requirements .....	8
1.9 Tack, Attire, and Equipment Allowances.....	9
1.9.1 Tack and Attire .....	9
1.9.2 Equipment Allowances.....	10
1.10 Outside Assistance.....	11
1.11 Use of Hands .....	11
1.12 General Grounds for Disqualification.....	11
1.12.1 Definitions.....	11
1.12.2 Disqualification .....	12
1.12.3 Elimination .....	12
<b>PART II. COMPETITION ORGANIZATION/MANAGEMENT .....</b>	<b>13</b>
SECTION 2. COMPETITION LEVELS AND REGIONS .....	13
2.1 Schooling Shows.....	13
2.2 B-Rated Shows .....	13
2.3 A-Rated Shows .....	13
2.4 Regional Championships.....	13
2.5 National Championships .....	14
SECTION 3. OFFICIALS AND PERSONNEL.....	15
3.1 Show Manager.....	15
3.2 Show Secretary .....	15
3.3 Judge .....	16
3.4 Technical Delegate.....	17
3.5 Riders.....	18
3.6 Trainers and Handlers .....	19
3.8 Paddock and Gate Stewards .....	19
3.9 Scribe .....	20
3.10 Scorer.....	20
3.11 Course Designer .....	20
3.12 Ground Crew .....	21
3.13 Timers .....	21
3.14 Runners.....	21
3.15 Announcer .....	21
3.16 Safety Co-ordinator.....	21
3.17 Emergency Medical Personnel.....	21
3.18 Foul Line Judge .....	21
3.19 Farrier .....	22



SECTION 4. GENERAL COMPETITION REQUIREMENTS .....	23
4.1 Paddock Rules .....	23
4.2 Entry Order .....	23
4.3 Veterinary Inspection.....	24
4.4 Drug Testing.....	24
4.5 Evidence of Blood .....	24
4.6 Horse Welfare.....	24
4.7 Prizes .....	25
4.8 Scoring and Computing Points.....	25
4.8.1 Scoring.....	25
4.8.2 Computing Individual Points.....	26
4.8.3 Computing Team Points.....	27
4.8.4 Amendments to the Judge’s Score Sheets and Non-Award of Points .....	27
4.8.5 Posting Results .....	28
4.9 Inquiries, Protests, and Appeals.....	28
4.9.1 Inquiries.....	28
4.9.2 Protests.....	28
4.9.3 Appeals .....	29
4.10 Disciplinary Dispositions and Fines .....	29
<b>PART III. THE TRIALS.....</b>	<b>30</b>
SECTION 5. DRESSAGE TRIAL.....	30
5.1 Objective.....	30
5.2 Arena.....	30
5.3 Tests.....	31
5.4 Trial Execution.....	31
5.5 Scoring.....	33
5.6 Penalties/ Grounds for Disqualification .....	34
SECTION 6. EASE OF HANDLING (EOH) TRIAL .....	35
6.1 Objective.....	35
6.2 Arena.....	35
6.3 Obstacles .....	35
6.4 Course Design.....	36
6.5 Walking the Course .....	37
6.6 Trial Execution.....	37
6.7 Scoring.....	39
6.8 Course Errors .....	40
6.9 Penalties/Grounds for Disqualification ( <i>see also Section 1.12</i> ).....	40
Table 6-2. Summary of EOH Penalties and Disqualifications.....	42
SECTION 7. SPEED TRIAL .....	43
7.1 Objective.....	43
7.2 Arena.....	43
7.3 Course Design.....	43
7.4 Walking the Course .....	43
7.5 Test Execution.....	43
7.6 Scoring.....	44

7.7	Obstacle Time Penalties/Bonus Time.....	44
7.8	Penalties/Grounds for Disqualification ( <i>see also Section 1.12</i> ).....	45
7.9	Safety Considerations.....	47
SECTION 8. CATTLE TRIAL.....		48
8.1	Objective.....	48
8.2	Arena.....	48
8.3	Cattle .....	49
8.4	Trial Execution.....	49
8.5	Penalties .....	50
8.6	Grounds for Disqualification ( <i>see also section 1.12</i> ).....	50
8.7	Scoring.....	50
8.8	Handling Ties.....	51
8.9	Protests and Re-rides .....	51
8.10	Safety Considerations.....	51
8.11	Show Management .....	51

#### APPENDIX A

DRESSAGE TESTS .....	A-1
----------------------	-----

#### APPENDIX B

OBSTACLES .....	B-1
-----------------	-----

#### APPENDIX C

SCORE SHEETS and SOME JUDGING GUIDELINES.....	C-1
---	-----

#### APPENDIX D

TACK AND ATTIRE FOR NATIONAL AND INTERNATIONAL COMPETITIONS .....	D-1
---	-----

#### APPENDIX E

FEI CODE.....	E-1
---------------	-----

#### APPENDIX F

WE RULE CHANGE PROPOSAL FORM.....	F-1
-----------------------------------	-----

#### APPENDIX G

REGIONS OF WECAN .....	G-1
------------------------	-----

#### APPENDIX H

PROTEST FORM.....	H-1
-------------------	-----

# **PART I. COMPETITION RULES**

## **SECTION 1. GENERAL RULES AND INFORMATION**

### **1.1 Introduction**

The discipline of Working Equitation (WE) was created to recognize and promote the equestrian techniques employed in countries that use the horse to work in the field. The aim is to preserve and perpetuate not only the type of equitation in each country but also the various traditions, riding attire, and tack that constitute part of the intrinsic cultural tradition of each country.

The sport is gaining popularity in many countries around the world. The World Association for Working Equitation (WAWWE) and the Federation Internationale de Tourisme Equestre (FITE) both maintain a set of rules for international competition. Each country, however, has its own rules for domestic WE competitions.

### **1.2 WE Trials**

There are four trials that make up a Working Equitation competition. The first three (Dressage (Functionality), Ease of Handling, and Speed) are the mandatory trials required for a complete Working Equitation competition. The fourth trial, Cattle, is included when location and facilities allow for team competition. The trials are conducted in the order as below.

a. Dressage (Functionality) Trial. Prescribed dressage tests are ridden at each level. Each movement is given a numerical score, and collective marks are given for gaits, impulsion, submission, rider's position, effectiveness of the aids, and overall presentation. Movements in the dressage test coincide with the type and difficulty of movements required in the Ease of Handling and Speed trials at each level. Requirements for the Dressage Trial are presented in Section 5. Dressage tests are contained in Appendix A.

b. Ease of Handling (EOH) Trial. Obstacles are set up to simulate the difficulties encountered by a horse and rider in the field. Each obstacle is given a numerical score, and collective marks are given for transitions/navigation, gaits, impulsion, submission, rider, and presentation. Obstacles are numbered and are ridden in order. The goal of this trial is to negotiate the obstacles with accuracy, ease, and smoothness. Requirements for the Ease of Handling trial are presented in Section 6. The obstacles are described in Appendix B.

c. Speed Trial. Obstacles are ridden at speed. The objective is to negotiate the course with no errors, in the correct order, as quickly and efficiently as possible. There are no gait restrictions unless enacted by show management for safety reasons due to weather conditions or footing. Individual scores are based on elapsed time through the obstacles plus time penalties and minus time bonuses as described in Section 7.

d. Cattle Trial. This trial tests the ability of a horse and rider to work with cattle individually and as a team. The trial is performed with a team of 3 or 4 riders. The objective is for each rider to individually sort, cut, and herd a pre-selected animal from the herd and then as a team put it in a designated pen. This is a timed event, with time penalties for course errors. Requirements for the Cattle trial are presented in Section 8.

### 1.3 Rider Divisions

Show management may opt to offer classes in any of the following divisions for riders:

- a. Youth – Open to riders 7 to 17 years of age, as of January 1 of the calendar year. Youth division riders may compete in any level up through Level 6. This division may be further categorized as follows:
  - (1) Children – Riders 7 to 11. Riders in this subdivision may enter the Children's Level.
  - (2) Junior – Riders 12 to 17.
- b. Amateur - This division is not age restricted. Amateur Division is not open to riders who have received remuneration within the last two years for:
  - i. training, showing, schooling or the sale of a horse owned by someone else (i.e. breeders can be amateurs, trainers receiving commissions can not)
  - ii. coaching or instructing a person or multiple people to ride horses
  - iii. giving clinics or seminars related to training horses or coaching riders
  - iv. judging equestrian events

Exception: Those that can show proof of current amateur status as granted and defined by Equestrian Canada, USEF or appropriate governing body. Shows offering this division should request signed amateur status declarations from riders in this division and proof of amateur cards from riders that have approved Exceptions from Equine Canada or other appropriate governing body.

A rider eligible for this division may also compete in the Open Division and Young Horse Division.

- c. Open – All riders.

**Note:** Unless defined elsewhere in the prize list, a class is by default an Open division class.

### 1.4 Young Horse Division

Show management may opt to offer a division for young horses 4 or 5 years of age competing in their first year. The owner/rider must be able to validate that these criteria are met.

Horses in this division may only be shown in either the Introductory (L1) or Novice A/B (L2/L3) levels. A horse may compete in this division for one competition year only.

### 1.5 Horse Requirements

- a. The term "horse" as used in these Rules refers to any member of the Equid family. Any horse, with the exception of miniature horses, is eligible to compete.
- b. All horses entered must be serviceably sound; show no signs of lameness, discomfort, or pain; and be in good condition.
- c. A horse must be at least 4 years old at the beginning of the competition year to **participate** in the Children, Introductory (L1), and Novice A/B (L2/L3) levels.

- d. A horse must be at least 5 years old at the beginning of the competition year to **participate** in the Intermediate A/B (L4/L5) levels.
- e. A horse must be at least 6 years old at the beginning of the competition year to **participate** in the Advanced (L6) and Masters (L7) levels.

**Note:** A horse will be considered 1 year old on the first day of January following the actual date of foaling.

- f. The President of the Jury may disqualify any horse, either before or during a competition, which they deem to be unsafe for competition

## 1.6 Performance Levels

Show management may offer classes in any of the following levels/divisions:

- a. Children. This level is limited to riders 7 to 11 years of age. There is a separate Dressage trial and EOH trial for this level. Walk and trot only. Rising or sitting trot is allowed. There is no Speed trial at this level.
- b. Level 1 – Intro. This is an introductory level designed for new horse-rider pairs, as well as young or green horses. There is no Speed trial at this level. Walk and trot are required in the Dressage and EOH trials (i.e., canter is not allowed). Rising or sitting trot is allowed. Trot is required between obstacles in EOH. Two hands may be used on the reins. May be offered for Youth, Amateur and Open Divisions, as well as Young Horse Division.
- c. Level 2 – Novice A. This level is designed for horse-rider pairs who are beginning their development in WE. Canter is required in the Dressage trial and between obstacles in EOH. Changes of lead are through the trot. Obstacles must be trotted, unless required or allowed to be walked or cantered. Rising or sitting trot is allowed. Two hands may be used on the reins. May be offered for Youth, Amateur and Open Divisions, as well as Young Horse Division.
- d. Level 3 – Novice B. Rising or sitting trot is required in the Dressage Trial. Canter is required on and between obstacles. Changes of lead through the trot are required. Two hands may be used on the reins. May be offered for Youth, Amateur and Open Divisions, as well as Young Horse Division.
- e. Level 4 – Intermediate A. This level is designed for horse-rider pairs progressing in their development. Sitting trot is required in the Dressage trial. Simple changes of lead through the walk are required. Two hands may be used on the reins. May be offered for Youth, Amateur and Open Divisions.
- f. Level 5 – Intermediate B. Sitting trot is required in the Dressage trial. Flying changes are required. Two hands may be used on the reins. May be offered for Youth, Amateur and Open Divisions.

- g. Level 6 – Advanced. Sitting trot is required in the Dressage trial. Flying changes are required. One hand must be used on the reins. May be offered for Youth, Amateur and Open Divisions.
- h. Level 7 – Masters (International Level). Sitting trot is required in the Dressage trial. Changes at canter must be flying changes. One hand must be used on the reins. Offered for the Open Division only.

### Summary of Performance Level Requirements

Level	Trot	Canter/ Lead Change	Hands	Speed Trial
Children	Sitting or rising	No	1 or 2	No
L1 – Intro	Sitting or rising	No	1 or 2	No
L2 – Novice A	Sitting or rising	Yes/thru trot	1 or 2	Yes
L3 – Novice B	Sitting or rising	Yes/thru trot	1 or 2	Yes
L4 – Inter A	Sitting	Yes/thru walk	1 or 2	Yes
L5 – Inter B	Sitting	Yes/flying	1 or 2	Yes
L6 – Advanced	Sitting	Yes/flying	1	Yes
L7 – Masters	Sitting	Yes/flying	1	Yes

### 1.7 Entry Requirements

- a. A horse-rider pair is considered an entry.
- b. A horse-rider entry can compete in only one level/division per show.
- c. Once a horse-rider entry has competed at any given level, and have earned an Average combined Dressage/EOH score percentage of 62% at the higher level in three competitions under at least two different judges, they are established and registered at this level effective immediately upon earning the third qualifying percentage. Until earning the three qualifying scores, a horse/rider combination may elect to move back to the previous level.
- d. A horse may be entered twice in a competition if ridden by two different riders and in different levels. **Exception: Two youth can share the same horse if competing in Children or Introductory-L1.**
- e. Competitors must be individual or family membership holders to compete. Non-members will be allowed to compete at “B” rated shows for a non-member fee as outlined in the show licensing requirements and application. Reciprocity of membership requirements is being granted to non-Canadian members of international organizations that wish to compete at WECAN licensed events and are members in good standing with one of their national working equitation representative bodies. Points awarded in WECAN licensed events will be shared with the competitor’s membership organization.

## 1.8 Advancement Requirements

- a. A rider will initially select the level he/she believes is the most appropriate for the horse/rider combination upon entering their first licensed competition of the season. This establishes the horse/rider combination performance level after which the following advancement requirements apply.
- b. A horse/rider combination may choose to self-advance to the next higher level. Once they have earned an Average combined Dressage/EOH score percentage of 62% at the higher level in three competitions under at least two different judges, they are established and registered at this level effective immediately upon earning the third qualifying percentage. Until earning the three qualifying scores, a horse/rider combination may elect to move back to the previous level.

**Note: This parameter also applies to the horse/rider combination's initial performance level registration.**

- c. In A- and B-rated shows as well as regional and national champion competitions (*see Section 2 for a definition of competition levels*), scores for Dressage and EOH trials are averaged together and awarded tracking points for that competition. Points are awarded according to score:
  - (1) 57.500% thru 59.999% = 1 point
  - (2) 60.000% thru 62.499% = 2 points
  - (3) 62.500% thru 64.999% = 3 points
  - (4) 65.000% thru 67.499% = 4 points
  - (5) 67.500% thru 69.999% = 6 points
  - (6) 70.000% and above = 7 points

Points are accrued only if all trials are completed.

A horse/rider combination is required to advance to the next higher level in the following competition year when they have achieved a designated number of points based on the level of competition:

L1 – Introductory:	30 points
L2 – Novice A:	40 points
L3 – Novice B:	60 points
L4 – Intermediate A:	60 points
L5 – Intermediate B:	80 points
L6 – Advanced:	100 points

A maximum of 20 points is counted per year for Levels 2 through 6.

- d. Horse/rider combinations that score 57.499% or less at their registered level in either Dressage or EOH at three competitions with at least two different judges, may elect to move to the next lower level at their next competition.

## 1.9 Tack, Attire, and Equipment Allowances

### 1.9.1 Tack and Attire

The responsibility for correct tack, attire, and equipment rests with the competitor. At this time, no prescribed tack and attire is specified for national shows. However, the following requirements must be met:

- a. Tack must include a saddle, stirrups, and a bridle or bosal.
- b. Bitted bridles, bitless bridles, and side-pulls are allowed. Natural or authentic bosal hackamores are allowed.
- c. Any cavesson/noseband must be adjusted to allow room for two fingers placed flat on the bridge of the nose.
- d. Curb chains and leather chin straps may be used but must be at least ½" in width and lie flat against the jaws of the horse. Two fingers, placed flat, must fit between the chain/strap and jaw of horse.
- e. Any allowed bit can be used regardless of tradition or discipline. The following bits are not allowed:
  - Mechanical hackamores
  - Gag bits
  - Twisted or wire bits
  - Elevator bits
  - Combination bits
  - Shank bits that exceed 8.5 inches in shank length as measured from the top of the shank where it attaches to the headstall to the bottom where it attaches to the rein
  - Any bit with a port higher than 3.5 inches, including Spade bits
  - Any bit considered inhumane by the Judge.
- f. Riders must wear long pants, breeches, or riding skirt; a long- or short-sleeved shirt with collar; and a hat or helmet. No sleeveless shirts or tank tops are allowed. Additional attire such as jackets, vests, gloves, chinks, armitas, half chaps, full chaps and scarves are permissible.
- g. Riders must use footwear appropriate for showing in the tradition in which they are dressed. Heeled boots are the norm, although use of a different type of footwear that may be mandated by a specific tradition is acceptable, providing the stirrup design does not allow the foot to pass through.
- h. Tack and attire must be neat and orderly. It should be of consistent tradition and will be reflected accordingly in the Presentation portion of collective marks. Embellishments (silver, sequins, gems, etc.) should be minimal, and will not count over a good working outfit.
- i. Bridle, saddlery and equipment rules apply in the Paddock area as well as the competition arena.
- j. There is no penalty for use of protective headgear or a protective safety vest for a rider in any trial. All competitors under the age of 18 must wear an ASTM/SEI-approved safety helmet.



- k. Braiding is optional.
- l. Numbers, if provided by show management, must be worn at all times when a horse is being exercised or ridden.
- m. Tack and attire required for national and international competitions is addressed in Appendix D

### **1.9.2 Equipment Allowances**

- a. Hoof boots (i.e., boots used in lieu of shoes) are allowed.
- b. Bell boots and protective boots are allowed for EOH, Speed, and Cattle trials.
- c. Use of a whip (crop) is allowed in Children, Introductory (L1), Novice (L2/L3), and Intermediate (L4/L5) levels. The whip must not exceed 120 cm (47.2 in.) in length, including any lash. The whip does not have to be carried in all trials. The following is for Advanced (L6) and Masters (L7) levels only: Riders may only carry a whip if it is consistent with the tradition of the tack and attire utilized. The whip must be maintained in an upright position in the free hand, and not used as an aid to instruct the horse.
- d. Fly hoods (ear covers) are permitted for competition in order to protect horses from insects. The fly hoods should be discreet and should not cover the horse's eyes. After completion of the trial, the rider or his/her representative is responsible for removing the fly hood to present it to the Paddock Steward for inspection. The Paddock Steward will also visually inspect for earplugs.
- e. A nose net may be used if a veterinarian has diagnosed the horse with head shaking syndrome. A letter from the veterinarian must be included with the entry form.
- f. The following equipment is not allowed:
  - Tie downs
  - Tongue ties
  - Martingales
  - Halters with lead rope
  - Serretas
  - Bearing, side, draw, or balancing reins
  - Blinkers
  - Ear plugs/muffs
  - Metal-core nosebands or hackamores
  - Studded or spiked curb/chin straps
  - Tail wraps
- g. Electronic communications devices, headphones, earphones, electronic entertainment devices, etc. are prohibited in the competition arena. Use of such or similar equipment will result in elimination. Such devices may be used in the paddock.

## **1.10 Outside Assistance**

Competitors may not receive any outside assistance during a trial. Outside assistance/coaching will be severely penalized at the Judge's discretion, which could include disqualification. Penalties may include 10-point penalties in Dressage and EOH, or 10-second penalties for Speed for each occurrence. Any outside assistance at the Advanced (L6) or Masters (L7) levels will result in disqualification.

The outside assistance restriction begins when the rider enters the arena and ends after the final salute. Competitors are allowed to receive clarifications or guidance from officials before the bell or after the trial has been completed.

The exception is Children, Introductory (L1), and Novice (L2/L3) competitors in the dressage trial may have a person positioned outside the arena to read the test aloud. Test readers are not allowed at any other level, or in any other trial in the competition.

## **1.11 Use of Hands**

Horses may be ridden with one hand or two in all levels up through Intermediate B (L5). All trials in Advanced (L6) and Masters (L7) levels must be performed with the reins in one hand.

Competitors may use either the right or left hand when negotiating obstacles in EOH and Speed trials; however, the same hand must be used consistently for every obstacle under penalty of disqualification.

L1 through L5 competitors riding one handed are allowed to use two hands to adjust the reins or correct the horse, or switch to riding with two hands without penalty; however, a lower Rider score may be given for excessive use of two hands. L6 and L7 competitors will be disqualified if they have two hands on the reins for longer than necessary to adjust the reins. An adjustment to the reins must be a momentary action, with the free hand touching behind the rein hand.

L1 through L5 competitors may briefly stroke/touch the horse in front of the rein hand. Excessive stroking or touching of the horse may be penalized in the Rider score. L6 and L7 Competitors will be penalized if their free hand brushes the rein or touches the horse in front of the rein hand or provides any form of assistance for up to two occurrences (5-point penalty in Dressage and EOH, 5-second penalty in Speed). L6 and L7 Competitors will be disqualified for stroking/ touching the horse in front of the rein hand three times.

Holding the excess rein in the free hand during the trial is not allowed. Exception: Western riders using a romal rein or knotted/connected split reins may hold the excess rein loosely with the free hand.

## **1.12 General Grounds for Disqualification/Elimination**

### **1.12.1 Definitions**

- a. Disqualification (disqualify, disqualified) = disqualification from the trial. Entries disqualified from a trial can compete in other trials and are still eligible for awards.
- b. Elimination (eliminate, eliminated) = elimination from the competition. Entries eliminated from the competition are not eligible for any awards.

### 1.12.2 Disqualification

- a. Entering the trial arena before the bell has rung or as directed by a Paddock/Gate Steward.
- b. Taking more than 60 seconds to enter the enclosure after the Judge has rung the bell or the Gate Steward has directed the competitor to enter.
- c. Taking more than 60 seconds to start the trial after the bell has rung.
- d. Horse shows signs of blood on any part of its body caused by an existing unhealed wound or an injury in the arena. (*Note 2, Note 3*).
- e. Horse shows signs of lameness, pain, or severe distress (*Note 1, Note 2*).
- f. Rider mistreats the horse (*Note 1*).
- g. Horse is unsafe (*Note 1*).
- h. L6, L7 Having two hands on the reins for longer than necessary to adjust the reins
- i. L6, L7 Three instances of touching or brushing the horse's neck or the reins with the free hand in front of the rein hand, and/or using the free hand to provide any form of assistance. First two instances are penalized. (Section 1.11)
- j. L6, L7 Touching the horse with a whip or using the whip to provide any form of assistance
- k. Excessive use of the whip (*Note 4*).
- l. Outside assistance (L6, L7). May result in penalties or disqualification at Children's Level and L1 thru L5, depending on severity.
- m. Use of illegal tack, attire, or equipment.
- n. Fall of horse or rider.
- o. Switching hands. When using one hand on the reins, the same hand must be used throughout. Children get a 0 for this infraction.
- p. Dismounting for any reason other than to pick up an obstacle.
- q. Gross disrespect or misconduct by an exhibitor (*Note 1*).

### 1.12.3 Elimination

- a. Horse shows signs of blood on any of its body caused by bridle, spurs, or whip, or any wounds apparently from abuse or mistreatment.
- b. Use/application of any foreign or caustic substance to or into any horse that would alter or influence a horse's natural carriage, movement, or behavior.

#### *Note:*

- 1. Either the Judge, TD, or Show Manager can disqualify an entry; may be subject to Elimination depending on severity.
- 2. Only the Judge can disqualify for evidence of blood.
- 3. There is no option for appeal in the case of Disqualification or Elimination for blood or lameness.
- 4. Excessive use of the whip at any level will be penalized or result in Disqualification or Elimination at the Judge's discretion.

## **PART II. COMPETITION ORGANIZATION/MANAGEMENT**

### **SECTION 2. COMPETITION LEVELS AND REGIONS**

*Note:* The competition year runs from January 1 through December 31.

#### **2.1 Schooling Shows**

Schooling shows are intended to be low-pressure opportunities for riders and horses to gain experience, practice test and course riding, and get the feel of competition. They provide a valuable opportunity for competitors and judges to gain experience. Schooling shows are not governed or licensed by this organization. Participation in them does not impact the advancement requirements defined in section 1.8, and no points toward advancement are earned at schooling shows.

#### **2.2 B-Rated Shows**

B-rated shows are the standard competition offered throughout Canada. Scores used in B-rated competitions result in points earned toward required advancement. Scores earned at B-rated competitions are used to determine eligibility for national championship competitions. B-rated competitions may take place over one or more days. B-rated shows may award prize money.

Competitors must be individual or family membership holders to compete. Non-members will be allowed to compete at “B” rated shows for a non-member fee as outlined in the show licensing requirements and application. Reciprocity of membership requirements is being granted to non-Canadian members of international organizations that wish to compete at WECAN licensed events and are members in good standing with one of their national working equitation representative bodies. Points awarded in WECAN licensed events will be shared with the competitor’s membership organization.

#### **2.3 A-Rated Shows**

An A-rated competition is intended to be a premier competition. Scores earned at A-rated competitions result in points earned toward required advancement. Scores earned at A-rated competitions are used to determine eligibility for national championship competitions. A-rated competitions may take place over two or more days. A-rated shows may award prize money.

Competitors must be individual or family membership holders to compete. Reciprocity of membership requirements is being granted to non-Canadian members of international organizations that wish to compete at WECAN licensed events and are members in good standing with one of their national working equitation representative bodies. Points awarded in WECAN licensed events will be shared with the competitor’s membership organization.

#### **2.4 Regional Championships**

Regional championships may be held in any of the defined regions. Regional Championships can be held no more frequently than one per year per region, but are not required to be held every year. Regional Championships can be either ‘A’ rated or ‘B’ rated shows.

To be eligible to compete in a regional championship, a horse and rider combination must have competed in at least one B-rated competition within the region within the current competition year. At the qualifying competition, the combination must have competed in the level for which they are qualifying and have successfully completed all trials and scored an average minimum of 58% in the Dressage and EOH trials. Show management may require additional qualification by either scores or accrued points.

Competitors must be individual or family membership holders to compete. Reciprocity of membership requirements is being granted to non-Canadian members of international organizations that wish to compete at WECan licensed events and are members in good standing with one of their national working equitation representative bodies. Points awarded in WECan licensed events will be shared with the competitor's membership organization.

Scores earned at regional championships result in points earned toward required advancement. Scores earned at regional championships are used to determine eligibility for national championship competitions. Regional championships may take place over two or more days. Prize money may be awarded.

Any horse and rider combination that has won a regional championship three times at a given level is not eligible to compete in subsequent regional championships at that level or below. Masters level riders are excluded from this restriction.

Regions are defined as in Appendix G.

## **2.5 National Championships**

National championships may be held once each year at the end of the competition season, but are not required to be held every year. National Championship shows are to be an 'A' rated show. To be eligible to compete in a national championship, a horse and rider combination must have competed in at least one A-rated or one B-rated competition within the competition year for which the championship applies. At the qualifying competition, the combination must have competed in the level for which they are qualifying and have successfully completed all trials and scored a minimum of 58% in both the Dressage and Ease of Handling trials. Rider eligibility will be based upon the competition year for which the national championship applies, regardless of whether the championship competition is held after the end of the competition year. This also applies to age limitation of riders and horses. Only riders who have lived in Canada for a minimum of 6 consecutive months may compete for titles of National Champion.

Competitors must be individual or family membership holders to compete. Reciprocity of membership requirements is being granted to non-Canadian members of international organizations that wish to compete at WECan licensed events and are members in good standing with one of their national working equitation representative bodies. Points awarded in WECan licensed events will be shared with the competitor's membership organization.

Scores earned at national championship competitions result in points earned toward required advancement. National championships may take place over two or more days. Prize money may be awarded.

Any horse and rider combination that has won a national championship three times at a given level is not eligible to compete in subsequent national championships at that level or below. Masters level riders are excluded from this restriction.

## **SECTION 3. OFFICIALS AND PERSONNEL**

### **3.1 Show Manager**

The Show Manager is responsible for the management of the WE competition. He/she ensures that all necessary show personnel are in place and properly trained and is present throughout the competition to facilitate the show operation.

The Show Manager is responsible for applying for and complying with the requirements of the competition license. All Show Managers have the duty to arrange good technical, sporting, and humane conditions required for the smooth performance of the competition.

The Show Manager may not compete in any A-rated or above show that he/she is managing. Show Managers may compete in B-rated shows with the following provisions:

- They must designate a surrogate to resolve any issues that may arise during the time they are competing.
- They cannot serve on the Protests Committee to resolve any competition disputes that arise.
- They cannot be involved in course design. If they receive a course design map in the course of show preparation, they must make that map available immediately to all competitors.

### **3.2 Show Secretary**

The Show Secretary manages all administrative functions and maintains records for the competition.

Show Secretary takes entries, verifies memberships and horse registrations, prepares class lists, and maintains competitor scores in the show database/record.

The Show Secretary posts the order of go for all trials and course maps for the Ease of Handling and Speed trials.

The Show Secretary posts the individual scores and their rankings within 2 hours of trial completion. Score sheets will be available to the competitors no later than 2 hours of trial completion (the originals will be available after awarding of the WE competition). For one-day shows, the scores will be posted no later than 2 hours after the last ride of the day. The Judge and/or the Technical Delegate must approve the release of results and scorecards prior to posting and release. The order of go/show schedule must include time slotted for approvals by officials. The Show Secretary will hold any score sheet not delivered to a competitor for a period of 8 days after the competition. Copies of score sheets and results must be kept on file for a period of 12 months for all shows.

Show Organizers are to make every attempt to ensure notice of posting of results and schedules is in a manner available to all competitors.

Scorers may assist the Show Secretary by tallying the score sheets and verifying their accuracy.

The Show Secretary provides information to the Show Announcer to keep participants and public informed and is responsible for instructing the Announcer/Sound System Manager to play the designated music during Masters level Dressage trials.

### 3.3 Judge

There may be more than one Judge for each trial; however, the same Judge(s) must be used for all trials for the level/division.

A collection of Judges is referred to as a Jury. One Judge will be identified as President of the Jury and will act as the chairman. The remaining jury members are referred to simply as Judges or Jury Officers.

Judges are rated as follows:

- **Senior (S) Judge:** May officiate at B-rated and A-rated competitions, regional championships, and national championships; may judge any level.
- **Medium (M) Judge:** May officiate at B-rated and A-rated competitions, and regional championships; may judge any level.
- **Basic (B) Judge:** May officiate at B-rated competitions; may judge Children, Introductory, Novice, and Intermediate levels. Recorded Judges may judge A-rated competitions and upper levels (Advanced and Masters) if they are part of a panel of 3 or more Judges that includes at least one Senior (S) Judge. Only one (B) Judge is allowed per panel.
- **Learner (L) Judge:** Organizers of schooling shows are encouraged to use (L) judges to provide them the necessary experience to advance their training and credentials. (L) Judges may judge B-rated shows if they are part of a panel that includes at least one (M) or (S) Judge. No more than one (L) Judge is allowed per panel. The (L) Judge must have previously judged at least 50 rides in a panel setting before his/her scores can count toward competition placement. (L) Judge scores do not count toward year end awards or life-time achievement medals.

The same Judge or Jury must judge each class competing in all trials within a division or level. The number of Judges required by type of show is as follows:

- B-rated competitions: One Judge is typical.
- A-rated competitions as well as Regional and national championships: a minimum of two Judges is required.

When two or more Judges officiate at a competition, the scores are averaged to determine the official score for the trial.

If the President of the Jury is not able to perform his/her duties for any reason, the most senior Judge on the Jury will take that position. If for any reason a Judge on a multiple-judge Jury is not able to perform his/her duties during a competition, the score awarded for that Judge would be the average of the total points awarded by the other judges.

At larger competitions, multiple arenas with multiple Juries may be used. Each Jury will be responsible for the classes assigned to it by the Show Manager. Each Jury will have an independent President of the Jury.

A scribe will assist each Judge during the trials.

All Judges, and particularly the President of the Jury, must ensure that the rules are strictly followed. The President of the Jury is the competition's ultimate authority and is responsible for ensuring compliance with the technical and sporting conditions required for the smooth performance of the trials.

The Judge and/or the Technical Delegate must approve the release of results and score sheets prior to posting and release.

The Judge has the authority and responsibility to disqualify any competitor whose horse shows signs of blood anywhere (e.g., mouth, sides, legs). At the end of any trial, if the Veterinarian, Technical Delegate, and/or the Paddock Steward detect any signs of blood on the horse, the rider must remain in the area for examination and the Judge will be informed of the occurrence. The Judge will analyze the situation and if considered justified, order the competitor's disqualification from that trial, or elimination from the competition if the blood is caused by the bridle, whip, or spurs. (*See also Section 4.5.*)

The Judge may authorize the Paddock Steward or Veterinarian to determine whether disqualification for evidence of blood is warranted. In those cases, the Paddock Steward (or Veterinarian) will raise a red flag to indicate that the horse has been disqualified.

A Judge may not compete at any competition in which they are judging. A horse owned or leased by a Judge may not compete in any competition under that Judge.

The following individuals may not compete under a Judge:

- A person with whom the Judge has a close personal relationship (e.g., family member, domestic partner, business partner, etc.).
- A trainer, coach, or student of a Judge within 30 days of the competition. Conducting clinics or providing assistance in group activities, unless private instruction is given, is not considered instruction.
- An employer or employee of a Judge.
- Anyone who has purchased a horse from or sold a horse to a Judge within 90 days or less from the competition.
- Anyone who has leased a horse to/from a Judge within 90 days or less from the competition.

A Judge must notify show management of any conflict(s) of interest that may arise.

**Exception:** Conflict of interest rules do not apply if the rider applies to ride Hors de Concours (for schooling purposes). The judge will score the rider but the rider is not officially in the competition and therefore not eligible for prizes. The rider will be given his/her score sheet, but the score is not posted publicly. (Show management may deny the request to ride Hors de Concours if the number of riders makes such a request a burden on the competition.)

### **3.4 Technical Delegate**

A Technical Delegate with comprehensive knowledge of these rules will be present at all trials to ensure that the rules are followed. The Technical Delegate works in collaboration with the Judge or President of the Jury. The Technical Delegate must be impartial in the performance of this function.

The Technical Delegate:

- Is responsible for the supervision and performance of the trials and ensuring compliance with the rules in collaboration with the Judge.
- Must have a full set of rules available at the competition.
- Will be present during all veterinary inspections.
- Controls the entries (registrations) of the horses, their respective identification, and other documents such as Coggins test results or vaccination records.



- Receives all complaints made by the competitors, ensures they are given to the Appeals Committee, and informs the competitors of Committee decisions.
- Is responsible, together with the Show Secretary, for the draw for order of go for the Dressage trial and the Cattle trial.
- Produces the final report (after the trials have ended) to be used as a basis for any clarifications.

The Judge and/or the Technical Delegate must approve the release of results and score sheets prior to posting and release. The order of go/show schedule must include time slotted for approvals by officials.

The Technical Delegate duties are conducted outside the competition arena, while riders are being judged.

A-rated shows and above must have a licensed Technical Delegate. The Judge may serve as the Technical Delegate at B-rated shows. More than one Technical Delegate may be required to ensure that no individual officiates when there is any conflict of interest with either a horse or rider.

A Technical Delegate may not compete at any licensed competition where he/she is officiating.

A Technical Delegate may not officiate if any of the following are competing:

- A person with whom the Technical Delegate has a close personal relationship (e.g., family member, domestic partner, business partner, etc.).
- A trainer, coach, or student of the Technical Delegate within 30 days of the competition. Conducting clinics or providing assistance in group activities, unless private instruction is given, is not considered instruction.
- An employer or employee of the Technical Delegate.
- Anyone who has purchased a horse from or sold a horse to the Technical Delegate within 90 days or less from the competition.
- Anyone who has leased a horse to/from the Technical Delegate within 90 days or less from the competition.

### **3.5 Riders**

All riders are entitled to enjoy good technical, humane, and sporting conditions in performing this discipline and competing in these trials.

All riders who are Canadian citizens are entitled to apply for a place on the team representing Canada at international Working Equitation competitions.

Riders are entitled to receive their Dressage and Ease of Handling score sheets at the end of each trial, provided that the results have been announced.

A parent, a legal guardian, or legal representative of the parent or legal guardian, as defined on the registration form must represent riders under the age of 18 years.

Riders are obliged to register correctly under penalty of not being allowed to compete at the competition, must comply with the Rules, and accept all of the decisions of the Jury, Technical Delegate, Paddock Officers, and the Appeals Committee.

Riders have a right of inquiry, protest, and appeal on the issues covered by these rules as defined in Section 4.9.

### **3.6 Trainers and Handlers**

Trainers are defined as persons who give lessons or technical advice to the competitor and/or instruct the horse or rider/horse in question. Handlers are defined as persons who assist in caring for and preparing the horse at a competition.

Each rider is entitled to bring a Handler and a Trainer who may be present in the zones adjacent to the arena (stall area and paddock), provided that they are properly identified and have signed a liability release. During course walks, the Trainer may accompany the Rider. Riders under 18 years of age may be accompanied during the course walk by a parent or other representative if a Trainer is not present.

Trainers and Handlers may not, under any circumstances, speak to the Judges or officers during the performance of the trials.

### **3.7 Veterinarian**

A licensed Veterinarian is required at A-rated and championship competitions and recommended at B-rated competitions. If not present at the site of a B-rated competition, a Veterinarian must be on call.

The Veterinarian is responsible for the well-being of horses during the trials. Upon detecting a clinical problem with a horse, the Veterinarian must inform the President of the Jury and/or the Technical Delegate. Any horse withdrawn or disqualified from the trial for a clinical problem may only re-enter the arena with the authorization of the Veterinarian.

The Veterinarian is responsible for the veterinary inspection regulated under section 4.5. A Veterinarian may be called upon to perform the duties of the Paddock Steward.

The Veterinarian may not compete at any competition in which he/she is officiating.

### **3.8 Paddock and Gate Stewards**

A Paddock Steward and a Gate Steward are required at all A-rated and championship competitions. One person can perform the duties of Paddock Steward and Gate Steward at B-rated shows.

Paddock and Gate Stewards coordinate the competitors' entrance into the arena based on their entry order.

Paddock and Gate Stewards inspect each competitor before and after the trial, verifying that equipment, tack, and attire are correct in accordance with prize list requirements. Competitors with inappropriate equipment/attire will be given the opportunity to correct the deficiency and will be placed at the end of the scheduled ride order. Final authorization of the tack, attire, and condition of the horse is the duty of the Judge and/or Technical Delegate. The responsibility for correct attire and equipment rests with the competitor. Any bit inspection must be conducted using disposable gloves. When communicable disease is a concern, the Technical Delegate must approve any deviations to established saddlery inspection protocol.

Paddock and Gate-Stewards inspect the condition of the horse before and after every trial. If blood is detected on a horse, either before or after the competition, the Paddock Steward must inform the Judge

and Technical Delegate immediately, or if authorized by the Judge in advance, personally disqualify the horse. (See Sections 3.4, 4.5.)

Other duties include:

- Monitoring horses and riders in the Paddock to ensure a safe warm-up environment.
- Controlling entry to the warm-up area to prevent overcrowding.
- Ensure no coercive methods and/or abusive acts are used on the horses, as in accordance with Article A517 Equestrian Canada.
- The Paddock Steward must notify the Judge/President of the Jury, either directly or through the Technical Delegate, of any irregularity or failure to comply with the Rules and may only inform the competitor of the decision after the Judge/President of the Jury has made a ruling.

Once the trials have ended, the Paddock Steward completes a report on the conduct of the show, specifically citing any issues that resulted in any disqualifications or eliminations that were issued. The Technical Delegate uses this input from the Paddock Steward to prepare the final report.

The Paddock Steward may not, under any circumstances, be held liable for any breach or omission committed by any competitor.

A Paddock Steward may not compete at any A-rated or championship competition where he/she is officiating. More than one Paddock Steward may be required to ensure that no individual officiates when there is any conflict of interest with either horse or rider.

### **3.9 Scribe**

Each Judge will have a Scribe for every trial of the competition. The Scribe will document the Judge's scores and comments on the score sheet for each trial, as well as annotate times for the Speed and Cattle trials.

A Scribe may not compete at any A-rated or championship competition in which he/she has also scribed.

A Scribe may not compete under any judge for which he/she has scribed at that competition.

### **3.10 Scorer**

Scorers tally individual score sheets and verify accuracy of final show results before awards are presented. The TD and/or Judge should verify what the scorers present before scores are posted. **A Scorer may not compete in any competition in which he/she scores tests.**

### **3.11 Course Designer**

The Course Designer designs the courses for EOH and Speed trials in accordance with requirements defined in Sections 5 and 6. The Course Designer coordinates with the Show Manager in advance regarding the availability of obstacles. Approval of the design must be obtained from either the Technical Delegate (if the Technical Delegate is not the Course Designer) or the Judge prior to the start of the competition. The Judge may be the Course Designer. If the Judge or TD is the Course Designer, he/she should request a qualified second person (eg. another licensed Judge or TD) to review the design. The course design must be kept confidential until it is made available to all competitors.

The Course Designer may not compete in any licensed competition for which they designed the course.

### **3.12 Ground Crew**

A Ground Crew (typically two or more individuals) stands by the arena to replace poles, rings, reset rails, etc., after each trial, as well as move obstacles (if necessary) between trials. They also assist Children and Introductory (L1) riders who may have dropped items in the arena.

### **3.13 Timers**

During the Speed trial, automatic timers are required at A-rated and championship competitions and are recommended at B-rated competitions. When timed with an electronic timer, a manual timer will be used as a back-up but times will not be averaged. If automatic timers are not available, two individuals with timers/stop watches will track each entry's elapsed time. The average of the two times will be the official score when manual timers are used.

During the Cattle trial, two individuals with timers/stop watches will track each rider's time taken to pen a designated animal. The average of the two times for each trial will be reported to the Scribe for entry on the score sheet.

### **3.14 Runners**

Runners take the score sheets from the Scribe to the Scorers or Show Secretary after each trial.

### **3.15 Announcer**

The Announcer keeps the competitors and public informed of schedules and results as provided by the Show Secretary and Scorer. In coordination with the Sound System Manager, the Announcer plays the music for the Dressage trials at the Masters level.

### **3.16 Safety Co-ordinator**

The Safety Coordinator prepares/posts an Emergency Plan to provide guidance to show personnel on how to handle emergencies, and ensures all procedures are followed in the event of an accident. The Show Manager, Secretary, or other show official may serve in the role of Safety Coordinator.

### **3.17 Emergency Medical Personnel**

Emergency Medical Personnel are recommended at all A-rated and championship competitions. For all WECan sanctioned events, a person with a current First Aid Certificate (or higher) is to be onsite during competition ride times for all trials.

### **3.18 Foul Line Judge**

In the Cattle trial, a Judge is placed at the foul line with an unobstructed view of the entire line to identify riders and/or cattle that cross the line inappropriately.

A Foul Line Judge may not compete at any competition in which they are judging. A horse owned or leased by a Judge may not compete in any competition under that Judge.

The following individuals may not compete under a Judge:

- A person with whom the Judge has a close personal relationship (e.g., family member, domestic partner, business partner, etc.).
- A trainer, coach, or student of a Judge within 30 days of the competition. Conducting clinics or providing assistance in group activities, unless private instruction is given, is not considered instruction.
- An employer or employee of a Judge.
- Anyone who has purchased a horse from or sold a horse to a Judge within 90 days or less from the competition.
- Anyone who has leased a horse to/from a Judge within 90 days or less from the competition.

A Judge must notify show management of any conflict(s) of interest that may arise.

### **3.19 Farrier**

A Farrier is required to be onsite at A-rated and championship competitions, and recommended to be onsite at B-rated competitions. A Farrier must be on call if not onsite.

## **SECTION 4. GENERAL COMPETITION REQUIREMENTS**

### **4.1 Paddock Rules**

The paddock is an area designated as a warm-up zone in which riders prepare their horses before entering the arena and in which riders who have competed in a trial can cool down and/or relax their horses. A Paddock Steward controls the paddock.

All competitors must be polite in dealing with the Paddock Steward, and responsive to his/her direction.

Competitors not on horseback are forbidden from remaining in the Paddock. The temporary or extended presence of any persons inside the paddock other than the competitors, trainers, or handlers of the horses being prepared, is also forbidden.

The Paddock is a zone for warming-up exercises and concentration. Accordingly, competitors leaving the arena must respect those competitors who have not yet entered. Any kind of exuberance or horseplay that may prejudice the competitors is prohibited.

The Paddock Steward will immediately inform the judge and/or Technical Delegate of any failure to comply with the paddock rules. The competitor is liable for any disciplinary penalty.

Riders with safety concerns, are encouraged to wear an orange vest in the paddock.

### **4.2 Entry Order**

The Technical Delegate and Show Secretary draw numbers to determine the entry order. Once finalized, the Show Secretary will post the entry order at least 2 hours before the start of each trial. Course maps for EOH and Speed must be posted at the same time. If possible, it is better for the organization of the competition as well as for competitors and public to publish a general schedule one day or more in advance, along with the draw for the first trial.

For competitions where trials are held on different days, the entry order for EOH and Speed trials is the inverse of the placing at the time of the trials. For a two-day show where Dressage is on day one and EOH and Speed are on the second day, EOH and Speed order of go should be the inverse of placings of Dressage. The order for EOH and Speed may remain the same when held on the same day. The Show Secretary will maintain the entry order, and adjust it as necessary for conflicts involving riders with several horses.

Any competitor who competes with multiple horses is entitled to at least 20 minutes between rides.

A competitor entering three or more horses in a division/level waives the right to the minimum time between rides. Show management should endeavor to provide as much time as possible between that competitor's entries.

Ride times are not required to be included in the order of go but may be used for the Dressage portion at discretion of the organizers. It is the rider's responsibility to know the entry order and monitor the progress of the trial to ensure they are ready at the gate when called. Competitors have 60 seconds to appear at the gate after being called or will be disqualified.

### **4.3 Veterinary Inspection**

At Regional and National Championship competitions, the Veterinarian will inspect each horse upon arrival at the show grounds to evaluate its general condition and identification documents/vaccination records. Initial inspections are optional at A and B-rated competitions. (See Section 2 for a definition of competition levels.)

The Judge, Technical Delegate, Paddock Steward, or Veterinarian may also require inspections before and/or after trials. Inspections performed immediately after trials will be done in a discrete manner and location. The Veterinarian will inform the President of the Jury/Judge of the results of the exams.

If any irregularity is found, a horse may be disqualified or eliminated from the competition in accordance with these rules at the discretion of the President of the Jury/Judge. The competitor will be informed by the Judge or Technical Delegate.

### **4.4 Drug Testing**

No horse or pony may compete in any competition if it has been administered any banned substance as defined by EC Chapter 10 Equine Medications Control. It is the duty of all competitors, owners, trainers, and/or support personnel to ensure that this rule is strictly followed. All drug testing, if conducted by show management, will be in conformance with EC rules. If the horse on which they competed or will compete is selected for sampling, the responsible person must ensure the horse submits to sample collection and comply with all sampling procedure requirements.

### **4.5 Evidence of Blood**

The Judge has the authority and responsibility to disqualify any competitor whose horse shows signs of blood anywhere (e.g., mouth, sides, legs). Paddock and Gate Stewards will inspect the condition of horses before and after every trial. If blood is detected on a horse, either before or after the competition, the Paddock Steward will inform the Judge and Technical Delegate as soon as possible. The rider must remain in the area for examination. The Judge will analyze the situation, and if considered justified, order the competitor's disqualification from the trial. If the blood is caused by bridle, spurs, whip, or any wounds apparently from abuse or mistreatment, the competitor will be eliminated from the competition. (See Sections 1.12.2, 1.12.3, 3.4, and 3.11.)

### **4.6 Horse Welfare**

Working Equitation Canada will adhere to EC rules regarding the welfare of the horse, as in EC Article A517

Working Equitation Canada will abide by this set of rules and agrees to ensure all horses are treated humanely, with dignity, respect, and compassion, at all times. Rules are established and enforced that demand owners, trainers, and exhibitors be continually responsible for the well-being and humane treatment of all horses entrusted to their care. Above all, the horse's welfare is paramount to other considerations; the continual development of procedures will ensure the humane treatment of the horse and all animals involved with Working Equitation events.

Owners may be held responsible for the actions of their trainers, agents, employees, and representatives. Individuals may be disciplined, disqualified, fined, expelled from the show grounds, and banned from future competitions. The standard by which conduct or treatment will be measured is that which a

reasonable person, informed and experienced in generally accepted equine care, training, and exhibition procedures or veterinary standards, would determine to be cruel, abusive, or inhumane.

The FEI Code of Conduct for the Welfare of the Horse also apply; it is included in Appendix E.

#### **4.7 Prizes**

Prizes are awarded at the discretion of show organizers. The prize specifications must be included on show entry forms and/or a published prize list. Amounts and distribution of prize money may not be altered from that outlined on the entry form and/or the prize list.

Competition organizers may opt to offer additional awards within a particular division or level based on additional demographic criteria. Competition organizers are encouraged to offer such awards only when the numbers of anticipated competitors are sufficient to provide a reasonably competitive classification. The criteria must be clearly described in the prize list or entry form and must be a subset of an established division or level. No additional divisions or levels may be offered. The criteria may not duplicate an existing division/level within another division/level.

#### **4.8 Scoring and Determining Final Placement**

##### **4.8.1 Scoring**

Movements in the Dressage and EOH trials are scored on a scale of 10 (highest) to 0 to enable correct and logical placement of the competitors in each class. When two or more Judges officiate at a competition, the scores are averaged to determine the official score for the trial. Half points are allowed.

Marks can generally be interpreted as follows:

10	Excellent	Correctly performs the movement and fulfills the criteria with a high quality of execution.
9	Very Good	
8	Good	
7	Fairly Good	Correctly performs the movement and fulfills the requirement of the movement and judging criteria with quality of execution
6	Satisfactory	
5	Sufficient	No major problems but not a quality execution of the movement and/or judging criteria.
4	Insufficient	At least one major problem in the movement or poor quality of execution.
3	Poor	Serious and/or multiple problems with basics of the movement and/or judging criteria.
2	Bad	
1	Very Bad	
0	Not executed	

A mark of 4.5 or below is considered a negative score.

The Speed trial is scored by total elapsed time, with time adjusted for bonus time or penalties.

The winner of the Dressage trial for each class is the competitor who receives the highest percentage score in the dressage test performed. The winner of the EOH trial is the competitor who receives the



highest percentage score from the obstacle course completed. The winner of the Speed trial is the competitor who completes the course in the lowest adjusted time.

#### 4.8.2 Computing Individual Points

The total number of points available in a given class is based on the number of competitors entered and initially competing in that class. The point basis remains the same even if fewer riders compete in subsequent trials within that class as a result of scratches or DQs.

Competitors earn points depending on their placement in each trial, e.g.;

1<sup>st</sup> place =  $N + 1$   
2<sup>nd</sup> place =  $N - 1$   
3<sup>rd</sup> place =  $N - 2$   
4<sup>th</sup> place =  $N - 3$  etc.

where  $N$  = the number of competitors entered in that class.

Determining Final Placement for Individual Competitors:

The total number of points accrued by each competitor in each trial determines the overall placing for each class. To be considered for overall placing, competitors must enter all trials for the class. Riders who have successfully completed fewer trials cannot place above riders who have successfully completed more trials.

Competitors who have withdrawn or been disqualified in any of the trials or eliminated from the competition are not awarded any points for that trial, however they are included in the number of competitors when computing the trial points. Competitors who withdraw or are disqualified from a trial may participate in the other trials and earn competition points in those trials.

**A horse/rider entry will be awarded only one final score per Sanctioned Show.**

Handling ties:

Note: Competitors who remain tied after all tie breakers are applied, get the same placing and points; competitors scoring lower than the tie get placed as if there were no tie. For example: If two competitors are tied for 2nd place in a 6-horse class, they would each get 2nd place prizes and each be awarded 5 points. The next horse in line would be placed 4th with 3 points, as if the tie did not exist. There would be no 3rd place award or points.

- a. If a tie occurs in the Dressage trial, the collective marks are used to break the tie. If these marks are equal, the entries remain tied and each will be awarded the points associated with the placing for which they are tied.
- b. If a tie occurs in the EOH trial, the rider who incurred a 0 will be placed lower than the rider who did not. If both have 0's, the rider with more 0's will be placed lower. If the tie remains, the collective marks are used to break the tie. If these marks are equal, the entries remain tied and each will be awarded the points associated with the placing for which they are tied.
- c. Ties in the Speed trial the competitor with the lowest accrued penalty/bonus time (in seconds) will be placed higher. If these marks are equal, the entries will remain tied and each entry will be awarded the points associated with the placing for which they are tied.

- d. If a tie occurs in the Cattle trial, Ties are decided by the lowest total time accrued by the top three riders on the team. If those marks are equal, the team with the least amount of penalty time will place higher. If there is still a tie, the entries will remain tied.
- e. In the event of a tie for overall placement in a given class:
  - the competitor who earned the highest average of the combined Dressage and EOH score will be placed higher.
  - If there is still a tie, the competitor with the highest score in EOH will be placed higher.
  - If there is still a tie, the fastest time in the Speed trial will place higher.

Note: For the purpose of breaking ties in overall placement, a scratch/withdrawal is not equivalent to a disqualification. A rider with a DQ will be placed ahead of a rider who withdrew.

#### **4.8.3 Computing Team Points**

Use the Final Competition Placement Form – Team (Appendix C) to determine final placement for team competitions.

For each trial, individual team member scores are compared with one another to determine the placing for that trial. Points for each team member are computed as described in section 4.8.2. The number of points available is based on the total number of riders on all competing teams, e.g., 4 teams with 4 riders each would be a total of 16 points, where the highest score would get 17 points, the second highest 15 points, etc. The point basis determined for the Dressage trial will remain the same for all subsequent trials.

A team's total point score is computed by adding the points for the team's top three riders in each of the trials. The teams are ranked according to the total team points. Handling Ties In the event of a tie for final team placement:

- The team with the highest average combined Dressage and EOH score will place higher.
- If there is still a tie, the team with the fastest combined time in Speed will place higher.

#### **4.8.4 Amendments to the Judge's Score Sheets and Non-Award of Points**

A Judge must initial any amendments or erasures on his/her score sheet. If this is not done, the Show Secretary/Scorer will not enter the score in doubt until the issuing Judge has validated it.

In the event of a non-award of a mark for a movement or exercise, the Show Secretary/Scorer will send the score sheet back to the Judge for it to be completed.

Judges must be unanimous when awarding a 0 (zero) point score. If this is not the case, the Show Secretary/Scorer will inform the President of the Jury who will call a meeting of the judges to clarify the situation or determine the validity of the 0 score at his/her discretion.

Judges must be unanimous in their penalties/bonuses for speed. If this is not the case, the Show Secretary/Scorer will inform the President of the Jury who will determine the final score at his/her discretion.

Judges must be unanimous in the case of disqualifications. If this is not the case the President of the Jury will call a meeting of the judges to clarify the situation or determine the validity of the disqualification at his/her discretion.

#### **4.8.5 Posting Results**

Score sheets will be posted no later than 2 hours following trial completion for multiple-day shows. For one-day shows, the scores will be posted no later than 2 hours after the last ride of the day. Originals of the Dressage and EOH score sheets will be available to the competitors after each trial.

The Judge and/or the Technical Delegate must approve the release of results and score sheets prior to posting and release. Show Organizers are to make every attempt to ensure notice of posting of results (and schedules) is in a manner available to all competitors.

#### **4.9 Inquiries, Protests, and Appeals**

##### **4.9.1 Inquiries**

The rider, a parent, guardian, or legal representative of a rider under 18 years old, the owner of the horse, or the owner's agent may inquire about any perceived irregularity or mis-scoring during the course of the competition. Such inquiries are addressed to the Technical Delegate for ruling.

##### **4.9.2 Protests**

A Protests Committee must be designated for all competitions. The Protests Committee is comprised of the Technical Delegate, the Judge/President of the Jury, and the Show Manager. A Show Manager who competes (allowed in B-rated shows) may not serve on a Protests Committee.

The rider, a parent or guardian of a rider of a rider under 18 years old, the owner of the horse, or the owner's agent authorized in writing is entitled to lodge a protest. Protests are addressed to the Technical Delegate, who will deliver it to the Show Secretary. The protest must be in writing, signed, and accompanied by a fee of \$100, made payable to the licensing organization. The fee will be refunded if the protest (or a subsequent appeal) is upheld.

Protests must be filed within the following time limits:

- a. Concerning the eligibility of a horse or competitor, not later than 1 hour before the start of the competition.
- b. Concerning the condition of the dressage arena, not later than 1 hour before the start of the trial.
- c. Concerning an obstacle, the length of the course, the condition of the course, etc. for EOH and Speed trials, not later than 15 minutes before the relevant trial.
- d. Concerning irregularities or incidents during the competition, or scoring (except errors as noted below), as soon as possible and not later than 30 minutes after the publishing of the results of the relevant test.
- e. Concerning mathematical or transcription errors, not later than 1 hour after the posting of the results. The posting of scores must be announced.

The Protests Committee must issue a ruling on the protest within 2 hours of the submission of the protest. If the protest is upheld, the Protests Committee will post a statement to that effect and correct the posting of any scores and/or results affected by the ruling. If the Protests Committee upholds part of the protest but denies other portions, the protest will be considered upheld to the extent stated in the ruling and the \$100 deposit will be refunded to the appellant. If the protest is denied, the appellant will forfeit the \$100 deposit.

The Technical Delegate will document the protest in the competition report, including the protest documentation submitted by the person filing the protest, the ruling of the Protests Committee, and any other clarifying information necessary to explain the ruling and the rationale.

#### **4.9.3 Appeals**

The rider, the designated representative of a rider under 18 years old, the owner of the horse, or the owner's agent authorized in writing, is entitled to appeal a ruling of the Protests Committee. The appeal must be in writing, signed, accompanied by a fee of \$150 made payable to the licensing organization, and mailed to the licensing organization within 7 calendar days of the conclusion of the competition.

The Appeals Committee must issue a ruling within 45 days of receipt. The Committee may request additional information from the appellant, any competition official, volunteers, or other witnesses at the competition in question.

If the appeal is upheld, the appellant will be refunded both the fees for the protest and the appeal. Any competition results impacted by the appeal will be corrected. Any awards and prizes will be corrected.

The Appeals Committee may review the results of any competition without an appeal having been filed. If discrepancies in scoring or computational errors are found, the Appeals Committee will inform the competition management and will post corrected results. Any awards or prizes must be corrected by the Show Manager.

Each licensing organization should identify individuals (eg. Credentialed judges, TDs, or experienced show personnel) to serve on an Appeals Committee. The committee must be able to respond quickly to protests that are appealed.

#### **4.10 Disciplinary Dispositions and Fines**

The Technical Delegate, Show Manager, and Judge/President of the Jury are responsible for enforcing the rules contained in this rulebook. Any show official, competitor, or their representative who commits a serious violation of these rules may be subject to disciplinary dispositions and/or fines as defined by the organization licensing the competition. The Technical Delegate may refer any serious violation of rules directly to the Appeals Committee. The Appeals Committee will review the matter and determine disciplinary measures or levy fines in accordance with the licensing organization's guidelines.

## PART III. THE TRIALS

### SECTION 5. DRESSAGE TRIAL

#### 5.1 Objective

The Dressage trial prepares riders for the challenges presented by obstacles encountered in fieldwork. The goal is to develop the handiness of the horse, and to improve the regularity and correctness of the gaits. Great consideration is given to lightness, energy, relaxation, engagement, bend, and roundness of the topline. The WE horse in this phase should appear calm, supple, confident, responsive, and keen, thus demonstrating harmony with and understanding of its rider. These qualities are documented in the collective marks for each test.

#### 5.2 Arena

Dressage tests are ridden in a 20- by 40-meter arena (65 ft 7.5 in. x 131 ft. 2.75 in.), which is measured from the inside of the fence. For all levels, the arena must be lettered in accordance with FEI requirements as shown in the diagram. The arena entrance, positioned at A, is approximately 2-m (6.5-ft) wide. The arena entrance need not necessarily be closed, except at A-rated and Championship competitions.

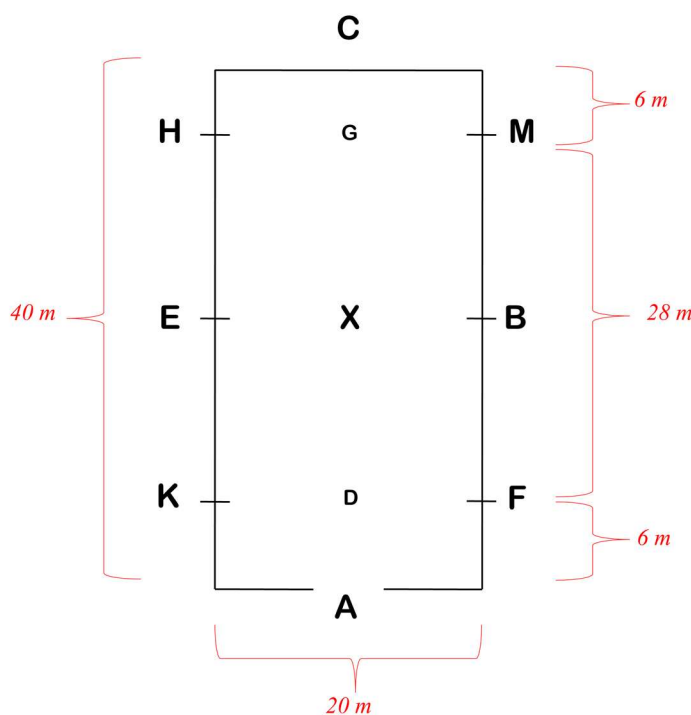
The surface must be flat, free from any stones, and appropriate for equitation purposes. It may be grass, sand, dirt, or a specialized surface provided that it is not too hard or slippery.

The Judge is positioned at C (center). If multiple judges comprise a jury, the President of the Jury is at C; the other Jury Officers may be placed at E, B, or at the end of the short side to the right and left of C.

At A-rated and championship competitions, the arena must be totally demarcated by a fence 30- to 50-cm (1- to 1.6-ft) high. A fence is highly recommended for B-rated and schooling shows but is not required. If a fence is not provided, corners of the arena must be marked at the actual corner and extend a minimum of 2 m along each side.

If the trial is held in an indoor arena, the side of the arena may coincide with the enclosure's side wall.

Whenever possible, there should be a minimum distance of 5 m (16 ft) between the spectators and the arena. If this is not possible, spectators should be positioned at the maximum possible distance.



There must be a paddock as close and as similar as possible to the trial course, particularly in terms of its surface, from which the public-address system can be heard. The course, paddock, and stabling area must be equipped with the same public-address system at A-rated and championship competitions and recommended for B-rated competitions.

### **5.3 Tests**

Dressage tests are included in Appendix A. A summary of the skills required for each level is provided in Table 5-1.

### **5.4 Trial Execution**

Competitors in all levels up to Advanced (L6) perform the movements in the order and arena location specified. In the Masters (L7) test, the movements are to be ridden in the order specified, but it is the rider's choice where in the arena they are accomplished.

The Technical Delegate and Show Secretary determine the order of go as outlined in Section 4.2. The Judge will ring a bell (or blow a whistle) to signal permission to enter the arena. After the bell has been rung, the horse and rider must enter the arena within 60 seconds. The trial begins and ends with a salute to the Judge. Failure to salute the Judge will result in a 5-point penalty for each occurrence. The horse must remain immobile when saluting the Judge. Riders may doff their hat with the hand not holding the reins if riding one handed, or their working hand if riding with two hands or salute the Judge with a slight nod of the head and a drop of the arm not controlling the reins, or the working arm if riding with two hands. Riders wearing protective headgear salute the Judge with a slight nod of the head and a drop of the arm not controlling the reins, or the working arm if riding with two hands.

Children, Introductory (L1), and Novice (L2/L3) level riders may have a test reader positioned outside the arena near B or E to read the dressage test aloud. Test readers are not allowed for any other levels. Announcing the tests is limited to reading the movement as it is written once only. Exception: If the Judge sends a rider back to a letter due to a course error, the reader is allowed to repeat the movement one additional time. The caller may give no information other than what is included in the TEST/MOVEMENT column on the test. The Judge may penalize a competitor whose test reader adds additional verbiage.

When a test calls for trot, the trot may be performed rising or sitting for Children, Introductory (L1), and Novice A/B (L2/L3) competitors. Sitting trot is required in all other levels.

Children, Introductory (L1), Novice A/B (L2/L3), and Intermediate A/B (L4/L5) competitors may use one or two hands on the reins. Advanced (L6) and Masters (L7) competitors execute all phases with one hand on the reins. The same hand must be used throughout the entire trial.

In the event of a possible disqualification, riders are to continue as outlined in item 5.6 Penalties.

**Table 5-1. Summary of Skills Required for Dressage Tests**

Skill/Movement	Children	L1 Intro	L2 Nov A	L3 Nov B	L4 Inter A	L5 Inter B	L6 Adv	L7 Masters
Halt from walk	√			√			√	√
Halt from trot		√	√	√	√		√	√
Halt from canter					√	√	√	√
Halt from extended canter							√	√
Walk, medium	√	√	√	√	√	√	√	
Walk, collected				√	√	√	√	
Walk, extended							√	
Walk, free	√		√					
Trot, working	√	√	√	√				
Trot, medium					√	√	√	√
Trot, collected					√	√	√	
Canter, working			√	√				
Canter, medium					√	√	√	√
Canter, collected					√	√	√	√
Canter, extended							√	√
Canter from trot			√	√		√		
Canter from walk					√			
Canter from halt								√
Canter from rein back							√	√
20-m circle or half circle	√	√	√		√		√	√
15-m circle or half circle			√	√	√	√	√	√
10-m circle or half circle		√		√	√	√	√	√
8-m circle or half circle							√	
5-m circle or half circle		√						
Leg yield				√	√	√		√
Half pass						√	√	√
Serpentine, 3 loop			√					√
Serpentine, 4 loop							√	√
Rein back 3-5 steps		√	√	√				
Rein back 6-10 steps					√		√	√
Half turn on haunches				√	√			√
Half pirouette						√	√	
Full pirouette							√	√
Lead change thru trot				√				
Simple lead change					√			
Flying lead change						√	√	√

In the event of a course error, the judge may ring the bell and notify the competitor of the error. An error is defined as a change in the sequence of movement that alters the course of the test. A movement performed in an incorrect gait is not a course error but will result in a negative score for that movement. An error or a failure to perform any element of the test does not disqualify the rider until the third error. Five (5) points will be subtracted for each of the first two errors or failure to perform any exercise. The third error results in disqualification. The Judge must record the error for an error to be counted for penalty or disqualification.

Competitors using verbal cues are penalized 2 points for each occurrence.

The Masters (L7) trial has a time limit of 8 minutes. The trial is timed from when the rider halts to salute the jury upon entering the arena and ends at the time of the final salute. The President of the Jury will ring the bell twice to indicate the end of the time trial, after which the judges will not evaluate any more exercises.

Masters (L7) trials are performed to music to be provided by riders well in advance of the trial to ensure that it is ready to play as soon as riders start their trial. The music should be in harmony with the performance and tempo of the movements. Riders, when outside the arena, raise their hand to signal when they want the music to begin.

After each test, when the Judge has completed the collective marks, the score sheets are delivered to the Show Secretary/Scorer to apply the corresponding coefficients and tally the score.

## 5.5 Scoring

Dressage trials are scored on a scale of 10 (highest) to 0 to enable correct and logical placement of the competitors in each class. Half points are allowed. Marks can be generally interpreted as follows:

10 9 8	Excellent Very Good Good	Correctly performs the movement and fulfills the criteria with a high quality of execution.
7 6	Fairly Good Satisfactory	Correctly performs the movement and fulfills the requirement of the movement and judging criteria with quality of execution
5	Sufficient	No major problems but not a quality execution of the movement and/or judging criteria.
4	Insufficient	At least one major problem in the movement or poor quality of execution.
3 2 1	Poor Bad Very Bad	Serious and/or multiple problems with basics of the movement and/or judging criteria.
0	Not executed	

Five points are subtracted for each of the first two course errors; the third error results in disqualification.



Collective marks are given for:

- a. Gaits: Correctness, freedom, and regularity.
- b. Impulsion: Willingness to move forward; elasticity of steps; suppleness of the back; engagement of the hindquarters.
- c. Submission: Willing cooperation; harmony, attention, and confidence; acceptance of contact; straightness, lightness of the forehand; ease of the movements.
- d. Rider and Presentation: Position and seat; correct use and effectiveness of the aids, completeness and appropriateness of tack and attire.

Collective marks for the L7 (Masters) test are as specified by WAVE

When two or more Judges officiate at a competition, the scores are averaged to determine the official score for the trial.

The number of points obtained by each competitor is displayed and announced over a public address system. Competitors may have access to their score sheets after all computations are complete, or when authorized by the President of the Jury.

## **5.6 Penalties/ Grounds for Disqualification**

Even if there is a possible disqualification, the judge(s) must score the whole of a competitor's performance in a trial, up to completion. After the final salute, the judge will notify the rider of any disqualification. The judge has the authority to end the trial at any time for safety or welfare concerns.

### **Penalty**

- a. Failure to salute the Judge (5-point penalty each occurrence).
- b. Use of voice (2-point penalty each occurrence).
- c. Outside assistance (10-point penalty each occurrence).
- d. Course error (5-point penalty for each of the first two course errors).
- e. In L6 and L7 stroking or touching the horse's neck in front of the rein hand (5-point penalty each occurrence, up to a maximum of two penalties).

### **Disqualification**

- a. Overstepping any of the sides of the arena with 4 legs.
- b. Failure to advance for 15 seconds.
- c. Three course errors.
- d. In L6 and L7 Stroking or touching the horse's neck in front of the rein hand three times.

## **SECTION 6. EASE OF HANDLING (EOH) TRIAL**

### **6.1 Objective**

The EOH trial is designed to represent difficulties that a horse and rider would encounter while working in the field. The objective is to show both the rider's and horse's capacity for calmness, precision, style, and regularity in performing the obstacles, providing evidence of harmony between the horse and rider. This trial is not timed.

### **6.2 Arena**

The ideal arena for an EOH trial is a minimum dimension of 70 m by 40 m (approximately 230 ft by 130 ft). It should be safe and free of stones or objects that could endanger the competitor or horse. Footing must not be hard or slippery.

The minimum distance required between successive obstacles on the course is 10 meters (30 ft).

The optimum distance from the public is no less than 5 meters (15 ft).

Course entrance and exit markers will be set up inside the perimeter of the arena. Markers must be set a minimum of 1.5-meters (5-ft) and a maximum of 3-meters (10-ft) apart.

It is permissible to have a mounting block available in the arena.

A warm-up area with similar surface should be as close as possible to the arena and connected to the public-address system. A minimum of two obstacles should be provided in the warm-up area.

### **6.3 Obstacles**

Table 6-1 contains a list of the obstacles, and a summary of the basic requirements for each level. These obstacles are in accordance with those in the WAWE rules.

Any reference to gait in Table 6-1 is for the EOH trial only; any gait is acceptable during the Speed trial (unless indicated otherwise by show management for safety of horse or rider due to weather conditions or footing concerns).

Refer to Appendix B for descriptions of each obstacle, as well as execution requirements and assessment criteria.

**Table 6-1. Obstacle Requirements Summary**  
(see Appendix B for obstacle descriptions, execution, and assessment criteria)

Obstacles	Children	L1 Intro	L2 Nov A	L3 Nov B	L4 Inter A	L5 Inter B	L6 Adv	L7 Masters
Minimum required	8	10	10	10	11	11	12	12
Gait btw obstacles	W or T	T	C	C	C	C	C	C
1. Bridge	W	W	W	W	W	W	W	W
2. Figure 8	W or T	W or T	T	C, CT	C, SC	C, FC	C, FC	C, FC
3. Pen	W	W	W	W	W or C	W or C	C	C
4. Jug								
5. Remove Pole	W	W or T	T	C	C	C	C	C
6. Spear Ring	W	W or T	T	C	C	C	C	C
7. Replace Pole	W	W or T	T	C	C	C	C	C
8. Switch Cup	W	W or T	T	C	C	C	C	C
9. Bell Corridor	W	W	W or T	W or T	W or C	W or C	W or C	C
10. Reinback "L"			W or T	W or T	W or C	W or C	W or C	C
11. Rounding Posts			W or T	W or T	W or C	W or C	C	C
12. Single Slalom	T	T	T	T	C, SC	C, FC	C, FC	C, FC
13. Double Slalom	T	T	T	C, CT	C, SC	C, FC	C, FC	C, FC
14. Gate	W	W	W	W	W	W	W	W
15. Jump	W or T	W or T	T or C	C	C	C	C	C
16. Sidepass Rail			W	W	W	W	W or C	W or C
17. Water			W	W	W	W	W	W
18. Bank			T or C	C	C	C	C	C
19. Drums	W or T	W or T	T	C, CT	C, SC	C, FC	C, FC	C, FC

Note:

1. Obstacle numbers are for reference only; they are not intended to indicate sequential order.
2. W = walk; T = trot; C = canter; CT = change of lead thru trot; SC = simple change of lead (thru walk); FC = flying change of lead.
3. Any reference to gait (e.g., walk on the bridge) relates to the Ease of Handling trial only. There is no restriction on gait for any obstacle in the Speed trial unless designated by show management for the safety of horse or rider.
4. If there is a choice between gaits, the rider will be scored according to degree of difficulty. The score will be higher if the more difficult gait is chosen, assuming it is performed correctly. The choice of gait belongs to the rider; it is not specified in the course design.
5. Obstacles performed in an incorrect gait will result in a negative score.
6. Obstacles must be approached from the numbered side.

## 6.4 Course Design

A minimum of 8 obstacles are required in the Children's level, 10 obstacles for Introductory (L1) and Novice (L2/L3), 11 obstacles for Intermediate L4/L5) and 12 obstacles for Advanced (L6) and Masters level (L7). Some obstacles can be combined in a series and count as one obstacle (e.g., removing the pole from a drum, skewering a ring, and replacing the pole).

An obstacle may be used twice in a trial provided that the direction of the second instance is opposite the direction of the first instance and there is another obstacle performed between the two instances.

A minimum distance of 10 meters (30 feet) is required for the line of travel between successive obstacles on the course, and between entrance/exit markers and the first and last obstacles.

Obstacles will be numbered on the right, indicating the order in which they are to be encountered. The numbers indicate the direction of approach to the obstacle when no markers are present. Obstacle numbers are considered to be part of the obstacle. Obstacles such as the Jug, Remove Pole, Spear Ring, etc., must be positioned to enable access from either side to accommodate the rider's working hand.

Some obstacles may be marked with red and white markers (e.g., flags, cones) to indicate proper direction through the obstacle (red markers on the right, white on the left). Some obstacles may have exit markers as well. The markers also indicate the transition to/from walk, if applicable to that obstacle. Course markers are considered to be part of the obstacle.

Any obstacle may be erected, adorned with, or be a part of another type of decoration/ advertising provided it conforms to the spirit of the trial.

A course map must be posted and/or made available to competitors no less than 2 hours prior to the class.

**Competitors may not school on the course at any time. If the course is set up well in advance of the trial, the arena must be secured so no horses can have access.**

## **6.5 Walking the Course**

Before the start of this trial, competitors at all levels may walk inside the riding arena to examine the obstacles during a prescribed course walk. Competitors may touch/handle parts of the obstacles that they will have to pick up/manipulate during the EOH trial, eg. competitors may pick up the pole to test weight/balance, test the ring attachment, etc.

The Technical Delegate may be on the course during the course walk. Judges may walk the course with the exhibitors and the course designer, if available, to answer any questions. Coaches/trainers may accompany riders, however, they may not ask any questions unless representing a Youth rider. It is recommended that show management offer a 15-30 minute window for the course walk. The Judge or Technical Delegate will signal the arena's opening and closing.

Competition appropriate attire is required for competitors entering the arena. Coats, chaps, hats, etc. are not required in the course walk. Coaches accompanying riders must be suitably dressed.

No competitor may remain in the arena after the closing signal has been given. The classes will begin no less than 15 minutes later. Course changes during the time of the course walk may only be made if all competitors are advised of the change and given the opportunity to walk that portion of the course thereafter. No changes may be made to the course following the course walk.

## **6.6 Trial Execution**

Competitors enter the course in accordance with the defined order of go (refer to section 4.2). The course is considered 'live' once the horse enters the arena, so no obstacle lines may be crossed during the "ride around" before the bell. The Judge indicates the official start of each trial by ringing a bell. After the bell has been rung, competitors have 60 seconds to salute the Judge outside the entrance markers and cross the start line; competitors who fail to comply with the time limit will be disqualified. When there is more than one Judge, riders are required to face and salute the President of the Jury, but may salute all Judges

present. When the course is completed, the rider passes through the exit markers and turns to face the Judge/ President of the Jury for a final salute. Failure to salute the Judge will result in a 5-point penalty for each occurrence. The rider must pass through the entry/exit markers in the direction designated on the course map; failure to do so will result in disqualification.

The horse must face the Judge and remain immobile when saluting the Judge. Riders may doff their hat with the hand not holding the reins if riding one handed, or their working hand if riding with two hands or salute the Judge with a slight nod of the head and a drop of the arm not controlling the reins, or the working arm if riding with two hands. Riders wearing protective headgear salute the Judge with a slight nod of the head and a drop of the arm not controlling the reins, or the working arm if riding with two hands.

Competitors may use either the right or left hand in completing obstacles; however, the same hand must be used consistently for every obstacle.

In order for an obstacle to be successfully performed, a rider must:

- Ride between the obstacle's entrance markers (if applicable) in the correct direction
- Approach the obstacle from the numbered side if there is no entrance marker, e.g. picking up the lance in a drum. The approach must be close enough to execute from that direction even though the obstacle may be circled prior to execution.
- Perform the technical movement required by the obstacle
- Exit the obstacle zone by the exit markers (if applicable).

Riders must perform the obstacles in the order designated on the course map. In the event of a possible disqualification, riders are to continue as outlined in item 6.9 Penalties.

Riders may not cross any obstacle in their trial that has not been performed unless designated on the course map or specifically allowed by the Judge. If allowed to cross an obstacle by the Judge, they can cross that obstacle freely any time during the course. Once an obstacle has been performed, it may be crossed.

Obstacles performed in an incorrect gait will receive a negative score for that obstacle.

Knocking over any portion of the obstacle will result in a negative score. If a competitor knocks over or drops a part of an obstacle that is required to complete its execution:

- Children and L1 will be handed the item and allowed to complete the obstacle, or may request permission to pass and receive a 0 score.
- L2/L3 riders must dismount, reset/retrieve the part, remount, and continue to complete the obstacle or may request permission to pass and get a 0 score;
- L4 through L7 riders must dismount, reset/retrieve, remount, and complete the obstacle or get disqualified.

The rider is not judged on the dismount and remount. There is no restriction on the use of hands when the rider is remounting while holding the dropped item; however, the item must be transferred to the working hand before the rider continues to complete the obstacle.

Hitting an obstacle number or course marker may result in a lower score at the discretion of the Judge.

The compulsory gait between obstacles is canter Novice A (L2) riders and above; trotting between obstacles at these levels is penalized in collective marks. For Introductory (L1) competitors, the compulsory gait between obstacles is trot. Children may walk or trot between obstacles. An incorrect gait between obstacles will result in a lower score in the collective mark for transitions/navigation.

Novice (L2/L3) riders who get a 0 score on three obstacles in EOH will not be allowed to compete in the Speed trial.

## 6.7 Scoring

The Judge uses a score sheet as shown in Appendix C. Each obstacle within the Ease of Handling trial is scored on a scale of 10 (highest) to 0 to enable correct and logical placement of the competitors in each class. When two or more Judges officiate at a competition, the scores are averaged to determine the official score for the trial. Half points are allowed. Marks can be generally interpreted as follows:

10 9 8	Excellent Very Good Good	Correctly performs the movement and fulfills the criteria with a high quality of execution.
7 6	Fairly Good Satisfactory	Correctly performs the movement and fulfills the requirement of the movement and judging criteria with quality of execution
5	Sufficient	No major problems but not a quality execution of the movement and/or judging criteria.
4	Insufficient	At least one major problem in the movement or poor quality of execution.
3 2 1	Poor Bad Very Bad	Serious and/or multiple problems with basics of the movement and/or judging criteria.
0	Not executed	

Judges will score the horse on the basis of the following collective marks:

- Transitions/Navigation: Crisp, accurate, uphill transitions between gaits. Transitions should be fluid, balanced and soft, with minimal delay. Efficiency of course lines to obstacles; correct leads and bend for course lines. Prescribed gait between obstacles.
- Gaits: Correctness, freedom, and regularity.
- Impulsion: Willingness to move forward; elasticity of steps; suppleness of the back; engagement of the hindquarters.
- Submission: Willing cooperation, harmony, attention and confidence; acceptance of contact; straightness; lightness of the forehand; ease of the movements.
- Rider and Presentation: Position and seat; correct use and effectiveness of the aids. Completeness and appropriateness of the tack and attire.

For similar quality of execution, the judge will reward the higher level of difficulty (e.g., performing an obstacle at canter rather than walk) for those obstacles in which a choice of gaits is possible. The choice of gait belongs to the rider; it is not specified in the course map.

## 6.8 Course Errors

A course error is an error in the manner of approaching an obstacle or performing the obstacle, i.e., when the competitor:

- a. Starts to perform obstacle x+1 without having completed obstacle x;
- b. Approaches one of the obstacle's components without passing between the start flags (if the obstacle has them) or without having completed a previous component;
- c. Does not perform the correct movements within the obstacle;
- d. Does not pass between the obstacle's exit flags (if the obstacle has them);
- e. Refuses an obstacle (e.g., the horse stops, steps backwards, or circles before entering the obstacle). Children, Introductory (L1), and Novice A/B (L2/L3) riders are allowed three refusals; each refusal is penalized. If the third try is unsuccessful, the rider can, with the authorization of the Judge, move on to the next obstacle and a score of 0 is given for the obstacle not completed.

Course errors will be penalized but may be remedied before passing through the entry/approach flags of the next obstacle to avoid disqualification. The obstacle does not need to be re-performed in its entirety if the error can be corrected without re-riding the entire obstacle.

An error is considered made and subject to disqualification when a competitor:

- a. Begins to perform an obstacle without having first corrected the execution of the previous obstacle;
- b. Begins to perform an obstacle without having performed the previous obstacle.
- c. Fails to perform an obstacle completely, including passing through the flags at the entry and exit point.

Poor course execution will result in a lower or negative score depending on severity, e.g., knocking down an obstacle that has already been performed, or dropping any part of the obstacle that is required to complete the obstacle (cup, jug, pole).

## 6.9 Penalties/Grounds for Disqualification *(see also Section 1.12)*

Even if there is a possible disqualification, the judge(s) must score the whole of a competitor's performance in a trial, up to completion. After the final salute, the judge will notify the rider of any disqualification. The judge has the authority to end the trial at any time for safety or welfare concerns.

### Penalty

- a. Failure to salute the Judge - 5-point penalty each occurrence.
- b. Use of voice - 2-point penalty each occurrence.
- c. Outside assistance - 10-point penalty each occurrence (Children, L1 through L5.)
- d. L6 and L7 Stroking or touching the horse's neck in front of the rein hand: 5-point penalty each occurrence up to a maximum of two penalties.

### Disqualification

- a. Failure to correct a course error before starting the next obstacle.
- b. Three refusals to perform the same obstacle (L4 through L7).
- c. Failure to advance for 15 seconds.

- d. Showing an obstacle to the horse in an overt manner.
- e. Crossing the line of an obstacle at any time before it has been performed (unless specifically allowed on the course map).
- f. Knocking down an obstacle or part thereof that has not yet been performed.
- g. Outside assistance L6 and L7.
- h. L6 and L7 Stroking or touching the horse's neck in front of the rein hand three times.
- i. Failure to ride through the course entry/exit markers in the direction indicated on the course map.



**Table 6-2. Summary of EOH Penalties and Disqualifications**

	Children	L1 INTRO	L2 NOV A	L3 NOV B	L4 INT A	L5 INT B	L6 ADV	L7 MAST
Refusals	3 allowed; each is penalized. After 3, with approval from Judge, rider can move on. Score is 0 for obstacle.				2 allowed; each is penalized. 3 <sup>rd</sup> refusal is a DQ			
Portion of obstacle which is required to complete the obstacle is knocked over or dropped (Jug, Cup, Pole) Does not include Ring.	Obstacle part is reset, or handed back to rider, . Or request permission to pass and receive 0.		Rider must dismount, reset, remount and complete the obstacle. Or request permission to pass and receive 0		Rider must dismount, retrieve, remount and replace. Failure is DQ.			
Knocking over any other portion of an obstacle	Negative Score							
Zero (0) score on 3 obstacles			Not allowed to compete in Speed trial.					
Riders riding 1-handed; using 2 hands on the reins excessively or for long than necessary to adjust the reins.	May earn lower rider score if excessive						DQ	
Outside assistance	10-pt penalty, each occurrence						DQ	
Use of voice	2-pt penalty, each occurrence							
Failure to salute the Judge	5-pt penalty, each occurrence							
L6/L7 Stroking/touching the horse in front of the rein hand (maximum twice)							5-pt penalty, each occurrence	
Failure to correct course error before starting next obstacle.	DQ							
Failure to advance for 15 seconds	DQ							
Showing obstacle to horse in an overt manner	DQ							
Crossing line of obstacle at any time before performed	DQ							
Knocking down obstacle before performed	DQ							
L6/L7 Stroking/touching the horse in front of the rein hand three times.							DQ	
Failure to ride through the entry/exit markers in the direction indicated on the course map.	DQ							
Even if there is a possible disqualification, the judge(s) must score the whole of a competitor's performance in a trial, up to completion. After the final salute, the judge will notify the rider of any disqualification. The judge has the authority to end the trial at any time for safety or welfare concerns.								

## **SECTION 7. SPEED TRIAL**

### **7.1 Objective**

The Speed trial is judged solely on the time taken to complete the course, plus any time adjustments for bonuses or penalties. The obstacles are executed as quickly as possible, without any concern for style. This trial provides evidence of the rider's coordination and anticipation, and the horse's submission, speed, and attention.

### **7.2 Arena**

The arena requirements are the same for this trial as for Ease of Handling (see section 6.2). There must be entrance and exit markers within the boundary of the arena. Timekeepers (or automatic timers) are located at the entrance and exit markers.

Course entrance and exit markers will be set up inside the perimeter of the arena. Markers must be set a minimum of 1.5-meters (5-ft) and a maximum of 3-meters (10-ft) apart.

It is permissible to have a mounting block available in the arena.

### **7.3 Course Design**

The Speed course at each level will include some or all of the obstacles that may be used in the Ease of Handling trial. The only Obstacle that may not be used in the Speed trial is the Jug. A rope gate should be used rather than a solid gate in this trial. The Pen is performed in one circuit only; the rider may choose the direction unless it's specifically designated on the course map.

A minimum of 10 obstacles is required for Novice (L2/L3), 11 obstacles for Intermediate (L4/L5), and 12 obstacles for Advanced (L6) and the Masters level (L7). Some obstacles can be combined in a series and count as one obstacle (e.g., removing the pole from a drum, skewering a ring and replacing the pole).

An obstacle may be used twice provided that the direction of the second instance is opposite the direction of the first instance and there is another obstacle performed between the two instances.

### **7.4 Walking the Course**

Competitors are allowed to walk the course prior to the Speed trial. The same rules apply as for walking the course in the Ease of Handling trial (see Section 6.5).

### **7.5 Test Execution**

Competitors enter the course in accordance with the defined order of go. The course is considered 'live' once the horse enters the arena, so no obstacle lines may be crossed during the "ride around" before the bell. The judge indicates the official start of each trial by ringing a bell. After the bell has been rung, competitors have 60 seconds to salute and begin the course. The competitor must salute the judge outside the entrance markers before entering the course. When the course is completed, the rider goes out through the exit markers and turns to face the Judge /President of the Jury for a final salute. When there is more than one Judge, riders are required to face and salute the President of the Jury, but may salute all Judges present.

The horse must remain immobile and facing the Judge when the rider salutes. Riders may doff their hat with the hand not holding the reins if riding one handed, or their working hand if riding with two hands or salute the Judge with a slight nod of the head and a drop of the arm not controlling the reins, or the working arm if riding with two hands. Riders wearing protective headgear salute the Judge with a slight nod of the head and a drop of the arm not controlling the reins, or the working arm if riding with two hands.

Competitors may use either the right or left hand in negotiating obstacles; however, the same hand must be used consistently throughout.

In order for an obstacle to be successfully performed, a rider must:

- Ride between the obstacle's entrance markers (if applicable) in the correct direction
- Approach the obstacle from the numbered side if there is no entrance marker, e.g. picking up the lance in a drum. The approach must be close enough to execute from that direction even though the obstacle may be circled prior to execution.
- Perform the technical movement required by the obstacle
- Exit the obstacle zone by the exit markers (if applicable).

Riders must perform the obstacles in the order designated on the course map. In the event of a possible disqualification, riders are to continue as outlined in item 7.8 Penalties.

The course is considered 'live' once the horse enters the arena, so no obstacle lines may be crossed during the "ride around" before the bell. Riders may not cross any obstacle in their trial that has not been performed unless designated on the course map or specifically allowed by the Judge. If allowed to cross an obstacle by the Judge, they can cross that obstacle freely anytime during the course. Once an obstacle has been performed, it can be crossed.

## **7.6 Scoring**

The Judge uses a score sheet shown in Appendix C to record the elapsed electronic time or average of two manual times of the trial, penalty/bonus times (if any), and any comments. The class is placed in order of the lowest time score to the highest.

Time starts when the horse's nose passes through the entrance markers and ends when the horse's nose passes through the exit markers. A competitor's official time will be the average of all properly executed manual times. If there is a problem with the manual timers, the benefit of the doubt will go to the rider with the lesser of the times accepted as the official time. When timed with an electronic timer, a manual timer will be used as a backup but times will not be averaged. The electronic timer will be the official time unless defective; in that event the manual timer will be the official time. Ideally, there will be a display screen associated with the electronic timer that can be seen by the Judge, the competitors, and the public.

## **7.7 Obstacle Time Penalties/Bonus Time**

Obstacle faults committed in this trial are penalized in seconds added to the elapsed time score. Time penalties are accrued as follows:

- a. 5-second Penalties
  - Placing the tip end of the pole in the drum or spearing the ring with the butt end of the pole.

- Any leg stepping over a side pass rail; each leg stepping over earns a penalty.
  - L6/L7 Stroking the horse or touching it on the neck in front of the rein hand (maximum of two penalties).
- b. 10-second Penalties
- Knocking over or dislodging by horse or rider any part of any obstacle in the arena.
  - Knocking over the drum and the pole stays in (does not have to be reset) in the **Replace Pole** obstacle.
- c. 30-second Penalties
- Failure to latch the gate to the proper portion of the obstacle. (This penalty is in effect when the rider has closed the gate but not to the proper latch device.)
  - Dropping or failing to replace the gate. If the rider can collect the gate without dismounting, he/she can do so without penalty. Riders may also dismount, collect the rope, remount, and then complete the obstacle with no penalty.
  - After three refusals at an obstacle, with permission from the Judge (L2/L3 only).
- d. Time Taken. If a competitor drops any obstacle item (e.g., cup, pole, etc.) or knocks over a part of the obstacle that is required to complete its execution, the rider must dismount, retrieve/reset the item, remount, and continue on to complete the obstacle. There is no separate time penalty for this infraction but time continues to accrue while the correction is made. Failure to retrieve a dropped item is grounds for disqualification for riders L4 and higher. Novice (L2/L3) riders who fail to retrieve a dropped item receive a 30-second penalty; they must acknowledge the dropped item to the Judge indicating that they will not dismount to retrieve it or be disqualified. The ring does not have to be retrieved if dropped. *Note:* There is no restriction on the use of hands when the rider is remounting while holding the dropped item; however, the item must be transferred to the working hand before the rider continues to complete the obstacle.

Spearing the ring and getting it correctly placed with the pole in the drum earns a 10-second bonus (time taken off total elapsed time). There is no penalty missing/dropping the ring.

## 7.8 Penalties/Grounds for Disqualification (*see also Section 1.12*)

Even if there is a possible disqualification, the judge(s) must score the whole of a competitor's performance in a trial, up to completion. After the final salute, the judge will notify the rider of any disqualification. The judge has the authority to end the trial at any time for safety or welfare concerns.

### Penalty

- a. Failure to salute the Judge, each occurrence (10-second penalty).
- b. Outside assistance, each occurrence (10-second penalty) L2 through L5

## Disqualification

- a. Passing through the entry/exit gate(s) after the rider has passed through the entry gate to begin timing of the trial but before all the obstacles in the trial have been executed.
- b. Three refusals at an individual obstacle. L2/L3 riders can take a 30-second penalty after three refusals, with permission from the Judge.
- c. Failure to advance for 15 seconds.
- d. Not riding the course in the sequential order.
- e. Uncorrected mistake in execution/route of an obstacle (e.g., not ringing the bell, moving the cup to an improper pole, etc.).
- f. Failure to enter/exit an obstacle thru the markers.
- g. Crossing the line of an obstacle at any time before it has been performed (unless specifically allowed on the course map).
- h. Knocking down an obstacle or part thereof that has not yet been performed.
- i. Failure to retrieve a dropped item and finish the requirements of the obstacle, except as noted regarding the **Gate** obstacle (*Section 7.7c and 7.7d*).
- j. Exiting the non-exit end of a corridor with all four feet, e.g., Corridor Bell, Backing-up in "L", Rounding Poles.
- k. Failure to ride through the water-filled ditch. This includes jumping over the ditch without any of the horse's hooves touching the water.
- l. L6/L7 Stroking the horse or touching it on the neck in front of the rein hand three times.
- m. Failure to ride through the course entry/exit markers in the direction indicated on the course map.

**Table 7-1. Summary of Time Penalties, Time Bonuses, and Disqualifications**  
(see Sections 7.7 and 7.8)

	- 10	+5	+10	+30	DQ
Placing the tip end of the pole in the drum		√			
Spearing the ring with the butt end of the pole		√			
Any leg stepping over a side pass rail (each leg)		√			
Stroking/touching horse in front of rein hand (2 times max) L6/L7		√			
Knocking over or dislodging any part of an obstacle			√		
Knocking over the drum and the pole stays in			√		
Failure to salute Judge (each occurrence)			√		
Outside assistance L2 thru L5 (each occurrence)			√		
Failure to latch gate in proper portion of obstacle				√	
Dropping or failing to replace gate				√	
Dropping and failing to replace part of an obstacle (L2/L3 only)				√	
After three refusals with permission of Judge (L2/L3)				√	
Spearing the ring and getting it placed with pole in drum	√				
Outside assistance L6 and L7					√
Using 2 hands on the rein for longer than necessary (L6-L7)					√
Passing thru entry/exit gate before all obstacles are executed					√
Three refusals at an individual obstacle - all levels					√
Failure to advance after 15 seconds					√
Not riding the course in sequential order					√
Uncorrected mistake in execution/route of an obstacle					√
Failure to enter/exit thru the obstacle markers					√
Crossing the line of an obstacle at any time before it was performed					√
Knocking down an obstacle or part of one not yet performed					√
Failure to retrieve a dropped item (L4 -L7)					√
Exiting the non-exit end of a corridor					√
Failure to ride thru a water-filled ditch					√
Stroking/touching horse in front of the rein hand three times L6/L7					√
Failure to ride through the course entry/exit markers in the direction indicated on the course map.					√

Even if there is a possible disqualification, the judge(s) must score the whole of a competitor's performance in a trial, up to completion. After the final salute, the judge will notify the rider of any disqualification. The judge has the authority to end the trial at any time for safety or welfare concerns.

## 7.9 Safety Considerations

During the Speed trial and Cattle trial it is recommended that qualified medical assistance personnel be present at all 'A' rated and Championship competitions. For all WECan sanctioned events, a person with a current First Aid Certificate (or higher) is to be onsite during competition ride times for all trials.

## SECTION 8. CATTLE TRIAL

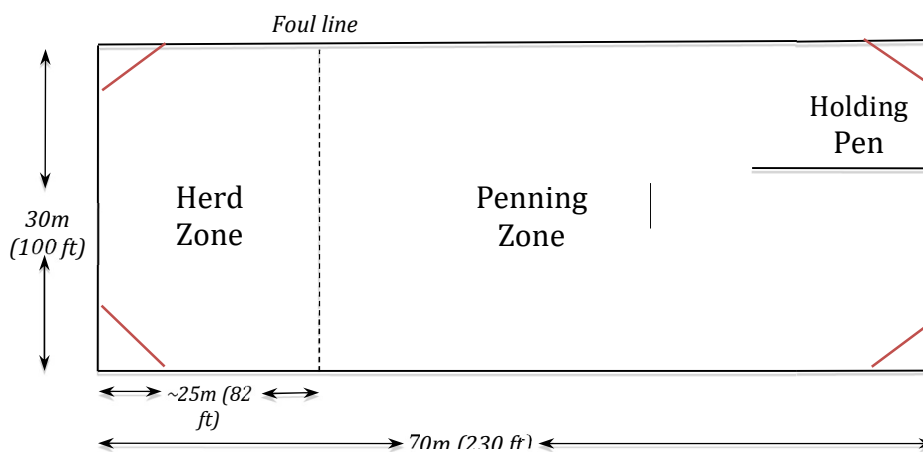
### 8.1 Objective

The Cattle trial tests the ability of the horse and rider to work cattle individually and with teammates. The trial is performed with a team of 3 or 4 riders working together to cut pre-selected cattle from a herd one at a time in accordance with a pre-established order defined by the jury (one per rider) and herd them into a holding pen separate from the rest of the herd. The objective is to demonstrate the abilities of cutting/herding/containing cattle efficiently and accurately.

### 8.2 Arena

A sample arena configuration is shown in the following diagram. The recommended minimum size is 70m x 30m (230 ft. x 100 ft.). (The minimum specified by WAVE is 60m x 20m) It must have adequate, safe fencing strong enough and tall enough (minimum 5-ft) to contain cattle should they attempt to test the enclosure. The arena should be flat and free of stones. It is strongly recommended that a sandy surface be used however the surface may also be grass or compacted if not too hard or slippery.

A start/foul line separates the HERD ZONE where the herd is settled from the PENNING zone where a holding pen is located. The FOUL LINE is designated by a chalk line and/or marker(s) located on the arena fence, easily viewed by the Judge. The herd zone is between 20 to 35% of the total arena depending on the number and type of cattle used, the performance level being judged and the arena configuration.



A holding pen is set up at one end of the arena, away from the herd zone. The exact size and position of the holding pen can vary with the host facility. It can either be within the perimeter of the arena, attached to the perimeter fence or set up as an attached separate pen outside the arena. The holding pen should be large enough to avoid cattle crashing into the back fence.

A Foul Line Judge is positioned with an unobstructed view of the foul line. The Foul Line Judge serves as the official timer. A back-up timer is positioned on the foul line at the opposite side of the arena. A flagger is positioned at the pen to signal when a cow is completely contained in the pen to stop the clock.

Show management reserves the right to add a turnback rider. This rider may stay at the foul line to assist with settling the herd and herd safety.

### **8.3 Cattle**

The number of cattle in the herd must be more than the number to be cut by riders and should be consistent throughout the trial for all teams competing. Cattle must be individually identifiable, being tagged or marked with a number, letter, and/or a color large enough to be easily identified by riders and Judges.

After the cattle are in the herd zone, a draw is conducted to determine which cow each rider is required to cut. The competitors may draw for numbers, or the numbers may be randomly drawn and announced by the show announcer before each rider's test (before the Judge has rung the bell).

### **8.4 Trial Execution**

If teams are not pre-defined by team entries, show management may offer a sign-up sheet for those wishing to participate who do not have a pre-defined team. Individuals are responsible for creating their own team. Each team should be balanced with respect to experienced, intermediate, and novice riders.

Show management determines the order of go.

Each team will enter and leave the arena at a walk; the riders may not be assisted through the gate by anyone on the ground.

When the cattle are settled behind the foul line, the Judge indicates the official start of each test by ringing a bell. The rider has 60 seconds to salute the Judge and cross the start/foul line (the salute must occur outside the foul line). When there is more than one Judge, riders are required to face and salute the President of the Jury but may salute all Judges present.

The Rider will cut one animal from the herd and move it to the holding pen (demarcated zone). The rider has 3 minutes (180 seconds) to complete the test. Time will start 60 seconds after the Judge has rung the bell or when the rider's horse's nose passes over the foul line. Time stops when the selected animal is herded into the holding pen and all other cattle are in the herd zone or when the 3-minute time period is up.

Team members assist in maintaining the remaining cattle in the herd zone. As soon as the rider has cut his/her selected animal and herded it over the foul line, one or more team riders may assist the designated rider with herding it into the holding pen. If the remaining team member moves into the herd zone, he/she must leave the zone immediately with a penalty or the rider will be disqualified.

If a correctly sorted animal escapes back to the herd prior to a rider completing the run, the rider may continue until the time is up. An escaped animal is one with all four feet of the animal re-crossing the foul line.

Hazing (slapping the hand, romal, rein ends, lariat, or garrocha against the leg or the saddle) is allowed as long as no contact with any of the cattle occurs. Contact with cattle by hands, feet, ropes, bats, poles, garrocha, or any other equipment will result in a disqualification.

When a rider completes his/her run, it is his/her responsibility to group the cattle together for the next rider.



The cattle should be handled as safely as possible to minimize any potential for injury to horses, riders, or cattle. If the Judge feels that a potentially dangerous situation exists, the Judge will ring the bell to stop the test.

At any time, a rider may resign from the test by pulling up and acknowledging to the Judge that he/she is resigning and accepting a "no time score."

## **8.5 Penalties**

Penalty time (10 seconds each occurrence) is added to the elapsed time for the following infractions:

- a. Failure to salute the Judge.
- b. Selected animal goes back over the foul line. An animal is determined to have crossed the foul line when all four (4) of its feet have crossed the line.
- c. Herd animal crosses the foul line. An animal is determined to have crossed the foul line when all four (4) of its feet have crossed the line.
- d. Team member's horse crosses into the herd zone. A horse is determined to have crossed the foul line when all four (4) of its feet have crossed the line.

## **8.6 Grounds for Disqualification (see also section 1.12)**

- a. The rider crosses the foul line before the Judge has given permission to proceed.
- b. A team member crosses the foul line, starting the clock before the rider does. A team member is considered crossing the foul line when his/her horse crosses the foul line with all four (4) of its feet.
- c. Roughing. Includes but is not limited to:
  - Unnecessary or aggressive behavior toward horse, cattle, or herd holder;
  - Contact, running over, stepping on, or knocking down cattle while in pursuit;
  - Over-pursuit causing cattle to collide with holding pen panels, attempt to escape, or 'dog pile' in any opening.
  - Horses biting cattle.
- d. Any signs of injury or traces of blood caused by the rider.
- e. Endangering any other rider, horse, ground crew, or official.
- f. Outside assistance.
- g. Any attempt to work cattle on foot.
- h. If a team member's horse's four (4) feet stays inside the herd zone for more than 5 seconds.

## **8.7 Scoring**

Riders are scored on the basis of the time taken to perform the test *plus* any time penalties for committing faults to determine their final time score.

Failure to get the correct animal in the pen is a 0 score. If there are any animals in the penning area (on the wrong side of the foul line) at the time the clock stops, the rider will be disqualified.

Riders are placed individually according to their final time score, lowest to highest. Points are assigned based on the number of competitors (see section 4.8.2). The top three (3) team member points are added

to get the team's final point score. Team placement is determined based on the total points of the top three (3) riders earned by each team. See scoresheet in Appendix C.

## **8.8 Handling Ties**

Ties are decided by the lowest total time accrued **by the top three riders** on the team. **If those marks are equal, the team with the least amount of penalty time will place higher.** If there is still a tie, the entries will remain tied.

## **8.9 Protests and Re-rides**

If a rider has a dispute about a run, he/she must lodge a protest before leaving the pen. The Judges must confer and agree on a decision. If the protest is sustained, the rider will be allowed a re-ride.

Should a herd be mis-numbered or have too many or too few cattle, only the rider that is in the arena at the time the problem is identified will receive a re-ride. The re-ride will be a clean slate and will be done immediately.

If a rider protests an animal and a decision is made by the Judge to pull the animal, a re-ride option will be given to that rider only.

## **8.10 Safety Considerations**

For all WECan sanctioned events, a person with a current First Aid Certificate (or higher) is to be onsite during competition ride times for all trials.

## **8.11 Show Management**

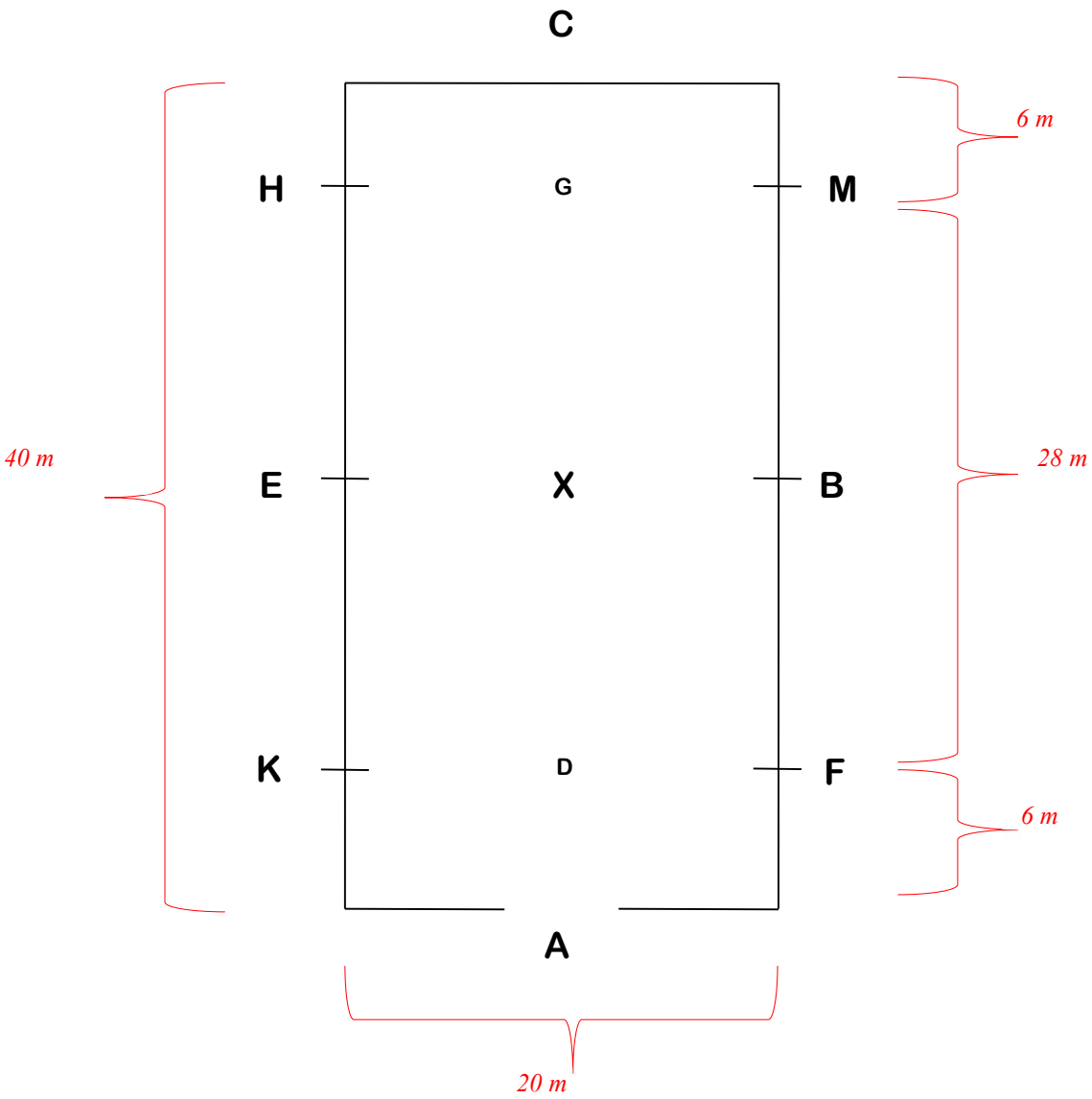
Show management has the right to cap the number of entries it accepts for the Cattle trial based on space, time, number of cattle available, or other limitations of the individual event. Maximum number of entries or levels in the Cattle trial may be different than the maximum accepted in the other three trials of the same event. The protocol for determining who will be allowed to compete may be based on the calendar date each entry is received, seniority of level entered, and/or other requirements as stated in the prize list and/or by show management.

All announcements at the show supersede anything in writing pertaining to the arena, foul line, holding pen, number of cattle, or other variables at the discretion of show management. The Cattle trial rules are not inclusive of all situations. If a situation arises in which there is not a rule, the Judge(s) will meet with show management to discuss the issue and make a ruling for that individual event.

# **APPENDIX A**

## **DRESSAGE TESTS**

# DRESSAGE ARENA



**WORKING EQUITATION CANADA**  
**WE DRESSAGE TEST – CHILDREN LEVEL** (1 of 2)



SHOW: \_\_\_\_\_ DATE: \_\_\_\_\_ CLASS # \_\_\_\_\_ ENTRY # \_\_\_\_\_  
 RIDER: \_\_\_\_\_ HORSE: \_\_\_\_\_ SCORE: \_\_\_\_\_ PLACE: \_\_\_\_\_  
 JUDGE: \_\_\_\_\_ POSITION: \_\_\_\_\_ SIGNATURE: \_\_\_\_\_

Note: Trot can be performed rising or sitting.

TEST/MOVEMENT			DIRECTIVE IDEA	POINTS	COEFF	TOTAL	REMARKS
1	A X	Enter at working trot Halt through medium walk. Salute. Proceed at working trot.	Straightness. Regularity. Acceptance of the halt. Immobility. Clear gaits.		1		
2	C CB	Turn right. Working trot	Balance and bend in the turn. Regularity and rhythm.		1		
3	B BF	20m circle right Continue working trot	Geometry. Bend and balance. Regularity, fluidity.		1		
4	Between F and A	Medium walk	Transition		2		
5	K - X - M	Change rein in free walk	Freedom and activity of free walk. Straightness.		1		
6	M	Medium walk	Transition		1		
7	Between M and C	Working trot	Transition		2		
8	E EA	Circle left 20m Continue working trot	Geometry. Bend and balance. Regularity, fluidity.		1		
9	A X	Down centerline Halt through medium walk Salute	Straightness, transition, acceptance of the halt. Immobility.		1		
Leave the arena at A in free walk.							
			<b>SUBTOTAL FROM MOVEMENTS</b>				

**WORKING EQUITATION CANADA**  
**WE DRESSAGE TEST – CHILDREN LEVEL** (2 of 2)

COLLECTIVE MARKS		POINTS	COEFF	TOTAL	REMARKS
GAITS	Correctness, freedom, and regularity.		1		
IMPULSION	Desire to move forward, elasticity of the steps, suppleness of the back, and engagement of the hindquarters.		2		
SUBMISSION	Willing cooperation, harmony, attention and confidence, acceptance of the contact. Straightness, lightness of the forehand and ease of the movements.		2		
RIDER and PRESENTATION	Position and seat of the rider. Correct use and effectiveness of the aids. Completeness and appropriateness of tack and attire.		2		
SUBTOTAL FROM COLLECTIVE MARKS					
TOTAL POINTS EARNED					
<b>MINUS DEDUCTIONS</b> -5 failure to salute Judge (each time): -2 voice (each time); -5 1 <sup>st</sup> error, -5 2 <sup>nd</sup> error, 3 <sup>rd</sup> error = disqualification					
BALANCE					
TOTAL POSSIBLE POINTS				180	
FINAL SCORE (%)					

Additional comments:

**WORKING EQUITATION CANADA**  
**WE DRESSAGE TEST – LEVEL 1 (INTRODUCTORY)** (1 of 2)



SHOW: \_\_\_\_\_ DATE: \_\_\_\_\_ CLASS # \_\_\_\_\_ ENTRY # \_\_\_\_\_  
 RIDER: \_\_\_\_\_ HORSE: \_\_\_\_\_ SCORE: \_\_\_\_\_ PLACE: \_\_\_\_\_  
 JUDGE: \_\_\_\_\_ POSITION: \_\_\_\_\_ SIGNATURE: \_\_\_\_\_

Note: Trot can be performed rising or sitting.

TEST/MOVEMENT			DIRECTIVE IDEA	POINTS	COEFF	TOTAL	REMARKS
1	A X  C C – B	Enter at working trot Halt. Salute. Proceed at working trot. Turn right Working trot	Straightness, immobility of the halt, quality of the turn, regularity.		1		
2	B  B – K	Circle right 20m  Working trot	Geometry of the circle. Bend of the horse. Regularity, fluidity. Regularity and rhythm.		1		
3	K – B	Change rein across the diagonal	Regularity of the trot.		1		
4	Between 1/4 line and B	Medium walk	Transition.		1		
5	B  M	Angle to the 1/4 line. Across from M execute a half circle right 5m Return to the rail and continue.	Precision of the geometry, balance.		2		
6	B  F	Angle to the 1/4 line. Across from F execute a half circle left 5m Return to the rail and continue.	Precision of the geometry, balance.		2		
7	B B – C	Working trot Working trot	Transition. Regularity and rhythm.		1		
8	C	Halt. Rein back 3 to 5 steps. Proceed in medium walk.	Transition to halt. Immobility. Clear steps on reinback. Transition to medium walk.		2		
9	H H – E	Working trot Working trot	Transition to working trot. Regularity and rhythm.		1		
10	E  E – F	Circle left 20m  Working trot	Geometry of circle. Bend of the horse. Regularity, fluidity. Regularity and rhythm.		1		
11	F - X - H	Change rein across the diagonal	Regularity and rhythm		1		
12	H – B	Working trot	Regularity and rhythm		1		
13	B – X	Half circle right 10m	Quality of the half circle; regularity, bend.		1		
14	X G	Down centerline. Halt. Salute.	Straightness. Transition to halt. Immobility.		1		
Leave the arena at A in free walk.							
SUBTOTAL FROM MOVEMENTS							

# WORKING EQUITATION CANADA

## WE DRESSAGE TEST – LEVEL 1 (INTRODUCTORY) (2 of 2)

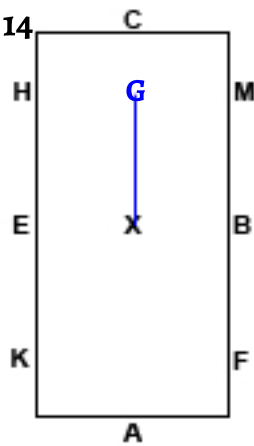
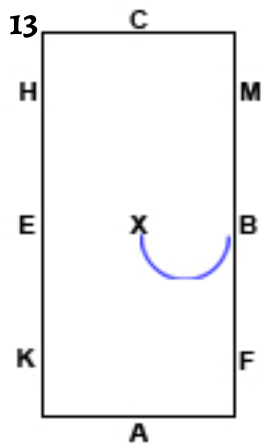
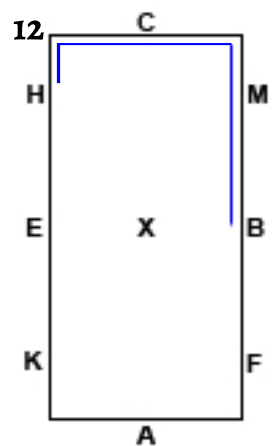
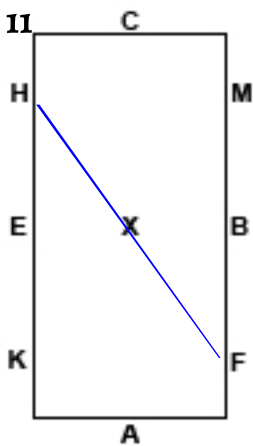
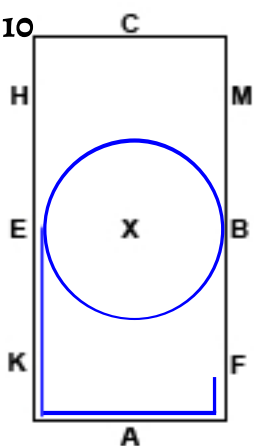
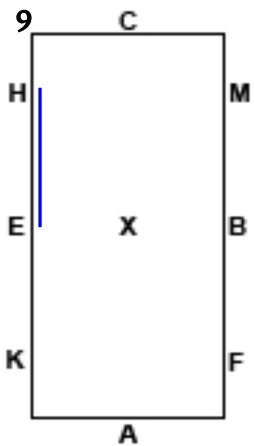
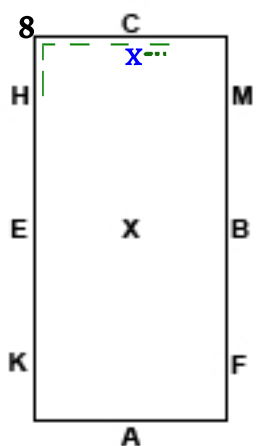
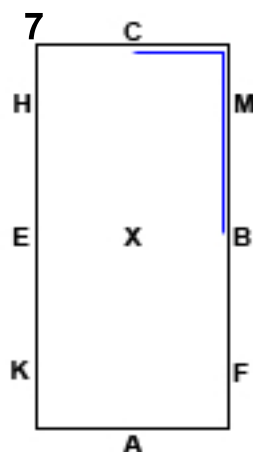
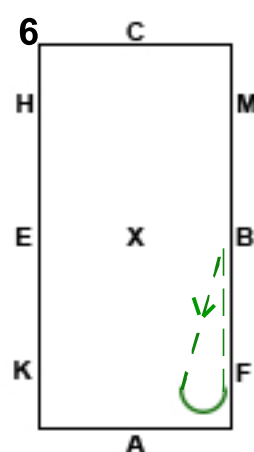
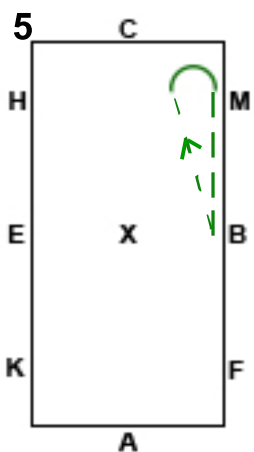
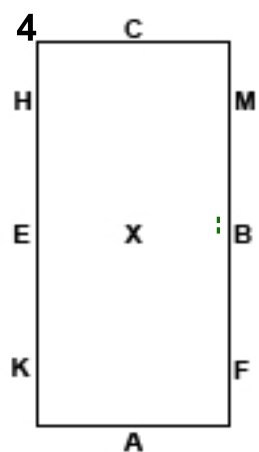
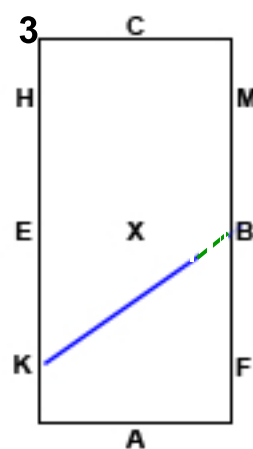
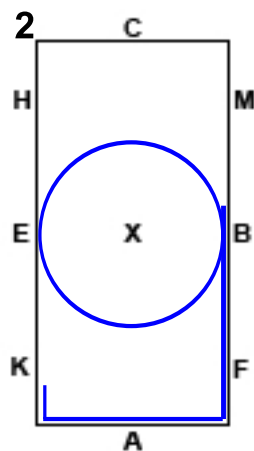
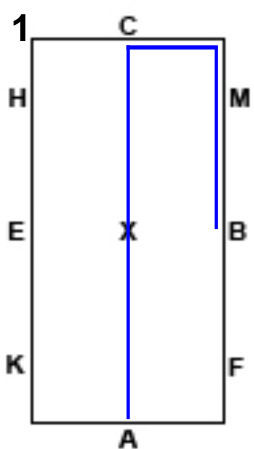
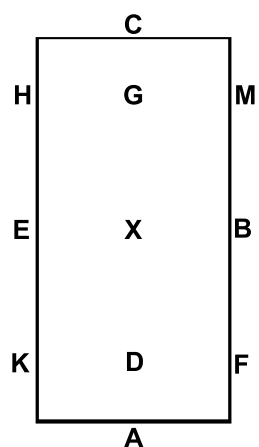
COLLECTIVE MARKS		POINTS	COEFF	TOTAL	REMARKS
GAITS	Correctness, freedom, and regularity.		1		
IMPULSION	Desire to move forward, elasticity of the steps, suppleness of the back, and engagement of the hindquarters.		2		
SUBMISSION	Willing cooperation, harmony, attention and confidence, acceptance of the contact. Straightness, lightness of the forehand and ease of the movements.		2		
RIDER and PRESENTATION	Position and seat of the rider. Correct use and effectiveness of the aids. Completeness and appropriateness of tack and attire.		2		
SUBTOTAL FROM COLLECTIVE MARKS					
TOTAL POINTS EARNED					
<b>MINUS DEDUCTIONS</b> -5 failure to salute Judge (each time); -10 outside assistance (each time); -5 1 <sup>st</sup> error, -5 2 <sup>nd</sup> error, 3 <sup>rd</sup> error = disqualification					
BALANCE					
TOTAL POSSIBLE POINTS				240	
FINAL SCORE (%)					

Additional comments:



Working Equitation Canada  
Level 1 Intro Dressage 2021

Walk - - - -  
Trot - - - -



Notes

**WORKING EQUITATION CANADA**  
**WE DRESSAGE TEST – LEVEL 2 (NOVICE A)** (1 of 2)



SHOW: \_\_\_\_\_ DATE: \_\_\_\_\_ CLASS # \_\_\_\_\_ ENTRY # \_\_\_\_\_  
 RIDER: \_\_\_\_\_ HORSE: \_\_\_\_\_ SCORE: \_\_\_\_\_ PLACE: \_\_\_\_\_  
 JUDGE: \_\_\_\_\_ POSITION: \_\_\_\_\_ SIGNATURE: \_\_\_\_\_

Note: Trot can be performed rising or sitting.

TEST/MOUMENT			DIRECTIVE IDEA	POINTS	COEFF	TOTAL	REMARKS
1	A X C	Enter at working trot Halt. Salute. Proceed at working trot. Turn left.	Straightness. Immobility at halt. Transitions.		1		
2	C – A	Three-loop serpentine width of the arena	Regularity of the trot, shape and size of the loops, balance.		1		
3	A	Circle left 15m	Regularity of the trot. Geometry.		1		
4	A A – B	Working canter. Circle left 20m. Continue working canter	Geometry. Transition		2		
5	Between B and M	Working trot	Transition		1		
6	C	Halt. Rein back 3-5 steps. Proceed in medium walk.	Transition to halt. Immobility. Clear steps on reinback. Transition to walk.		2		
7	H – B	Change rein in free walk.	Transition, freedom and activity of free walk.		1		
8	B B – F	Medium walk Continue medium walk	Transition		1		
9	F	Working trot	Transition		1		
10	A – C	Three-loop serpentine width of the arena	Regularity of the trot, shape and size of the loops, balance		1		
11	C	Circle right 15m	Regularity of the trot. Geometry.		1		
12	C C – B	Working canter. Circle right 20m. Continue working canter.	Geometry. Transition.		2		
13	Between B and F	Working trot	Transition		1		
14	A X	Down centerline. Halt. Salute.	Quality of the turn, regularity. Straightness. Transition, quality of halt. Immobility.		1		
Leave the arena at A in free walk.							
SUBTOTAL FROM MOVEMENTS							

# WORKING EQUITATION CANADA

## WE DRESSAGE TEST – LEVEL 2 (NOVICE A) (2 of 2)

COLLECTIVE MARKS		POINTS	COEFF	TOTAL	REMARKS
GAITS	Correctness, freedom, and regularity.		1		
IMPULSION	Desire to move forward, elasticity of the steps, suppleness of the back, and engagement of the hindquarters.		2		
SUBMISSION	Willing cooperation, harmony, attention and confidence, acceptance of the contact. Straightness, lightness of the forehand and ease of the movements.		2		
RIDER and PRESENTATION	Position and seat of the rider. Correct use and effectiveness of the aids. Completeness and appropriateness of tack and attire.		2		
SUBTOTAL FROM COLLECTIVE MARKS					
TOTAL POINTS EARNED					
<b>MINUS DEDUCTIONS</b> -5 failure to salute Judge (each time); -10 outside assistance (each time); -5 1 <sup>st</sup> error, -5 2 <sup>nd</sup> error, 3 <sup>rd</sup> error = disqualification					
BALANCE					
TOTAL POSSIBLE POINTS				240	
FINAL SCORE (%)					

Additional comments:

**WORKING EQUITATION CANADA**  
**WE DRESSAGE TEST – LEVEL 3 (NOVICE B)** (1 of 2)



SHOW: \_\_\_\_\_ DATE: \_\_\_\_\_ CLASS # \_\_\_\_\_ ENTRY # \_\_\_\_\_  
 RIDER: \_\_\_\_\_ HORSE: \_\_\_\_\_ SCORE: \_\_\_\_\_ PLACE: \_\_\_\_\_  
 JUDGE: \_\_\_\_\_ POSITION: \_\_\_\_\_ SIGNATURE: \_\_\_\_\_

Note: Trot can be performed rising or sitting.

TEST/MOVEMENT			DIRECTIVE IDEA	POINTS	COEFF	TOTAL	REMARKS
1	A X C	Enter at working trot Halt. Salute. Proceed at working trot. Turn right.	Straightness. Immobility at halt. Transitions		1		
2	B – X X – E	Half circle right 10m Half circle left 10	Size and geometry of circles, bend and balance		1		
3	A	Medium walk	Transition		1		
4	F – X	Leg yield left	Alignment of horse; balance/flow of leg yield.		2		
5	X – M	Leg yield right	Alignment of horse; balance/flow of leg yield.		2		
6	C	Halt. Rein back 3-5 steps. Proceed in medium walk.	Transition to halt. Immobility. Clear steps on reinback. Transition to walk.		1		
7	Between H and E	Collect the walk steps Half turn on haunches to left Proceed medium walk	Balance, rhythm, bend. Accuracy of turn.		2		
8	Between M and B	Collect the walk steps Half turn on haunches to right Proceed medium walk	Balance, rhythm, bend. Accuracy of turn.		2		
9	M	Working trot	Transition.		1		
10	C	Working canter left lead	Transition.		1		
11	E	Circle left 15m, working canter left lead Continue working canter	Balance, bend, consistency of gait. Geometry of circle.		1		
12	F–X–H X	Change rein through the diagonal Change of lead through trot	Transitions. Balance, fluidity. Correctness, straightness.		2		
13	C C	Circle right 15m, working canter right lead Continue working canter	Balance, bend, consistency of gait. Geometry of circle.		1		
14	M–X–K X	Change rein through the diagonal. Change of lead through trot Continue working canter	Balance, fluidity. Transition. Correctness, straightness.		2		

# WORKING EQUITATION CANADA

## WE DRESSAGE TEST – LEVEL 3 (NOVICE B) (2 of 2)

TEST/MOVEMENT			DIRECTIVE IDEA	POINTS	COEFF	TOTAL	REMARKS
15	A Between A and X G	Canter down centerline Transition to trot	Regularity. Straightness. Transition. Balance.		1		
		Halt. Immobility. Salute.	Quality of halt. Immobility.				
Leave the arena at A in free walk.							
			SUBTOTAL FROM MOVEMENTS				

COLLECTIVE MARKS		POINTS	COEFF	TOTAL	REMARKS
GAITS	Correctness, freedom, and regularity.		1		
IMPULSION	Desire to move forward, elasticity of the steps, suppleness of the back, and engagement of the hindquarters.		2		
SUBMISSION	Willing cooperation, harmony, attention and confidence, acceptance of the contact. Straightness, lightness of the forehand and ease of the movements.		2		
RIDER and PRESENTATION	Position and seat of the rider. Correct use and effectiveness of the aids. Completeness and appropriateness of tack and attire.		2		
SUBTOTAL FROM COLLECTIVE MARKS					
TOTAL POINTS EARNED					
<b>MINUS DEDUCTIONS</b> -5 failure to salute Judge (each time); -10 outside assistance (each time); -5 1 <sup>st</sup> error, -5 2 <sup>nd</sup> error, 3 <sup>rd</sup> error = disqualification					
BALANCE					
TOTAL POSSIBLE POINTS				280	
FINAL SCORE (%)					

Additional comments:

**WORKING EQUITATION CANADA**  
**WE DRESSAGE TEST – LEVEL 4 (INTERMEDIATE A)** (1 of 2)



SHOW: \_\_\_\_\_ DATE: \_\_\_\_\_ CLASS # \_\_\_\_\_ ENTRY # \_\_\_\_\_  
 RIDER: \_\_\_\_\_ HORSE: \_\_\_\_\_ SCORE: \_\_\_\_\_ PLACE: \_\_\_\_\_  
 JUDGE: \_\_\_\_\_ POSITION: \_\_\_\_\_ SIGNATURE: \_\_\_\_\_

*Note: Sitting trot is required.*

TEST/MOVEMENT			DIRECTIVE IDEA	POINTS	COEFF	TOTAL	REMARKS
<i>MOVEMENTS IN WALK AND TROT</i>							
1	A X C	Enter collected trot Halt. Immobility. Salute. Proceed at collected trot. Turn left.	Straightness on centerline. Acceptance of halt. Immobility. Transition to trot. Balance of the turn.		1		
2	H-X-F	Change rein in medium trot	Quality/clarity of trot transition.		1		
3	F A	Collected trot Turn right on centerline	Quality/clarity of trot transition. Straightness on centerline.		1		
4	X	Circle right 10m	Geometry of circle		1		
5	X-H	Leg yield	Balance/flow of leg yield.		2		
6	H C	Collected trot Turn right on centerline	Straightness on centerline.		1		
7	X	Circle left 10m	Geometry of circle		1		
8	X-K K	Leg yield Collected trot	Balance/flow of leg yield		2		
9	A	Halt. Rein back 6-10 steps. Proceed in medium walk.	Square halt. Equal rein back steps; no resistance.		2		
10	Between F and X F	On the diagonal, collect the walk. Half turn on haunches to the left. Medium walk.	Balance, rhythm, bend, accuracy of turn.		2		
11	Between K and X K	On the diagonal, collect the walk. Half turn on haunches to the right. Medium walk.	Balance, rhythm, bend, accuracy of turn.		2		
<i>MOVEMENTS IN CANTER</i>							
12	A	Collected canter left lead	Quality of transition; regularity of canter		1		
13	Between F and B	Develop medium canter	Clear transition to medium canter; regularity of gait.		1		
14	B B B	Continue left 20m, medium canter Circle left 15m, collected canter Continue collected canter left lead	Geometry of circles, balance and regularity of canter; accuracy of transition.		2		
15	H-X-F X	Change of rein on the diagonal Simple change of lead	Precision and quality of change; transitions, straightness		2		
16	Between K and E	Develop medium canter	Clear transition to medium canter; regularity of gait		1		

# WORKING EQUITATION CANADA

## WE DRESSAGE TEST – LEVEL 4 (INTERMEDIATE A) (2 of 2)

TEST/MOVEMENT			DIRECTIVE IDEA	POINTS	COEFF	TOTAL	REMARKS
17	E	Continue right 20m, medium canter	Geometry of circles, balance and regularity of canter; accuracy of transition.		2		
	E	Circle right 15m, collected canter					
	E	Continue collected canter right lead					
18	M–X–K	Change of rein on diagonal	Precision and quality of change; transitions, straightness		2		
	X	Simple change of lead					
	K	Continue collected canter on left lead					
19	A	Down centerline	Balance of the turn; straightness on centerline; immobility, position of legs at halt		1		
	X	Halt. Immobility. Salute.					
Leave the arena at A in free walk.							

**SUBTOTAL FROM MOVEMENTS**

COLLECTIVE MARKS		POINTS	COEFF	TOTAL	REMARKS
GAITS	Correctness, freedom, and regularity.		1		
IMPULSION	Desire to move forward, elasticity of the steps, suppleness of the back, and engagement of the hindquarters.		2		
SUBMISSION	Willing cooperation, harmony, attention and confidence, acceptance of the contact. Straightness, lightness of the forehand and ease of the movements.		2		
RIDER and PRESENTATION	Position and seat of the rider. Correct use and effectiveness of the aids. Completeness and appropriateness of tack and attire.		2		
<b>SUBTOTAL FROM COLLECTIVE MARKS</b>					
<b>TOTAL POINTS EARNED</b>					
<b>MINUS DEDUCTIONS</b> -5 failure to salute Judge (each time); -10 outside assistance (each time); -5 1 <sup>st</sup> error, -5 2 <sup>nd</sup> error, 3 <sup>rd</sup> error = disqualification					
<b>BALANCE</b>					
<b>TOTAL POSSIBLE POINTS</b>				350	
<b>FINAL SCORE (%)</b>					

Additional comments:

**WORKING EQUITATION CANADA**  
**WE DRESSAGE TEST – LEVEL 5 (INTERMEDIATE B)** (1 of 2)



SHOW: \_\_\_\_\_ DATE: \_\_\_\_\_ CLASS # \_\_\_\_\_ ENTRY # \_\_\_\_\_  
 RIDER: \_\_\_\_\_ HORSE: \_\_\_\_\_ SCORE: \_\_\_\_\_ PLACE: \_\_\_\_\_  
 JUDGE: \_\_\_\_\_ POSITION: \_\_\_\_\_ SIGNATURE: \_\_\_\_\_

*Note: Sitting trot is required.*

TEST/MOVEMENT			DIRECTIVE IDEA	POINTS	COEFF	TOTAL	REMARKS
<i>MOVEMENTS IN WALK</i>							
1	A X C	Enter collected canter Halt. Salute. Proceed at medium walk. Turn right.	Straightness. Immobility at the halt. Transitions.		1		
2	M – X	Half pass right	Regularity, geometry, bend, fluidity		2		
3	X A	Straight down centerline Turn left	Straightness. Quality of turn.		1		
4	F – X	Half pass left	Regularity, geometry, bend, fluidity		2		
5	X C	Straight down centerline Turn left	Straightness. Quality of turn.		1		
6	Between C and corner	Collect the walk and 1/2 pirouette left	Quality of the walk (rhythm, regularity, 4 beats in the pirouette). Size of the pirouette.		2		
7	Between C and corner	Collect the walk and 1/2 pirouette right	Quality of the walk (rhythm, regularity, 4 beats in the pirouette). Size of the pirouette.		2		
<i>MOVEMENTS IN TROT</i>							
8	C	Collected trot	Transition		1		
9	H–X–F	Medium trot	Transition, regularity, straightness		1		
10	F	Collected trot	Transition		1		
11	A D – E	Down centerline Leg yield left	Regularity, straightness, fluidity		2		
12	E – X X – B	Half circle right 10m Half circle left 10m	Precision of half circles, bend, balance, regularity		1		
13	C G – E	Down centerline Leg yield right	Regularity, straightness, fluidity		2		
<i>MOVEMENTS IN CANTER</i>							
14	A	Collected canter left lead.	Transition.		1		
15	A	Circle left 15m	Geometry, regularity		1		
16	B X E	Turn left Flying change of lead Turn right	Straightness, transitions, quality of the change		2		
17	C	Circle right 15m	Geometry, regularity		1		
18	M – F	Medium canter	Transition, straightness, regularity		1		
19	F	Collected canter	Transition		1		



# WORKING EQUITATION CANADA

## WE DRESSAGE TEST – LEVEL 5 (INTERMEDIATE B) (2 of 2)

TEST/MOVEMENT			DIRECTIVE IDEA	POINTS	COEFF	TOTAL	REMARKS
20	K – B Crossing centerline	Change rein on short diagonal Flying change of lead	Straightness, fluidity, quality of the change		2		
21	B – H Crossing centerline	Change rein on short diagonal Flying change of lead	Straightness, fluidity, quality of the change		2		
22	B X G	Turn right Turn right Halt. Immobility. Salute.	Quality of turns, balance. Straightness, transition, quality of the halt. Immobility.		1		
Leave the arena at A in free walk.							
SUBTOTAL FROM MOVEMENTS							

COLLECTIVE MARKS		POINTS	COEFF	TOTAL	REMARKS
GAITS	Correctness, freedom, and regularity.		1		
IMPULSION	Desire to move forward, elasticity of the steps, suppleness of the back, and engagement of the hindquarters.		2		
SUBMISSION	Willing cooperation, harmony, attention and confidence, acceptance of the contact. Straightness, lightness of the forehand and ease of the movements.		2		
RIDER and PRESENTATION	Position and seat of the rider. Correct use and effectiveness of the aids. Completeness and appropriateness of tack and attire.		2		
SUBTOTAL FROM COLLECTIVE MARKS					
TOTAL POINTS EARNED					
MINUS DEDUCTIONS -5 failure to salute Judge (each time); -10 outside assistance (each time); -5 1 <sup>st</sup> error, -5 2 <sup>nd</sup> error, 3 <sup>rd</sup> error = disqualification					
BALANCE					
TOTAL POSSIBLE POINTS				380	
FINAL SCORE (%)					

Additional comments:

**WORKING EQUITATION CANADA**  
**WE DRESSAGE TEST – LEVEL 6 (ADVANCED)** (1 of 2)



SHOW: \_\_\_\_\_ DATE: \_\_\_\_\_ CLASS # \_\_\_\_\_ ENTRY # \_\_\_\_\_  
 RIDER: \_\_\_\_\_ HORSE: \_\_\_\_\_ SCORE: \_\_\_\_\_ PLACE: \_\_\_\_\_  
 JUDGE: \_\_\_\_\_ POSITION: \_\_\_\_\_ SIGNATURE: \_\_\_\_\_

*Note: Sitting trot is required.*

TEST/MOVEMENT			DIRECTIVE IDEA	POINTS	COEFF	TOTAL	REMARKS
<b>MOVEMENTS IN WALK AND TROT</b>							
1	A X	Enter collected canter Halt. Immobility. Salute. Proceed at medium walk.	Straightness. Regularity. Acceptance of the halt. Immobility. Transitions.		1		
2	G G C	Circle right 8m Circle left 8m Turn left	Geometry of the circles. Regularity and definition of the medium walk. Quality of the bend.		1		
3	H toward B	Collect the walk Diagonal, at the 1/4 line perform a walk pirouette to the left. Continue on the diagonal in medium walk.	Transition to collected walk. Quality of the walk during the pirouette. Size of the pirouette.		2		
4	Toward B	Collect the walk, reaching 1/4 line At the 1/4 line, perform a walk pirouette to the right Continue in medium walk	Transition to collected walk. Quality of the walk during the pirouette. Size of the pirouette. Transition to medium walk.		2		
5	B – K	Extended walk	Transition. Freedom and regularity of the walk.		2		
6	K	Medium walk	Transition.		1		
7	A	Halt. Immobility. Proceed at collected walk.	Acceptance of the halt. Immobility. Transitions. Straightness.		1		
8	F – X	Half pass left	Regularity, geometry, symmetry, fluidity, bend		2		
9	X X – M	Change bend Half pass right	Regularity, geometry, symmetry, fluidity, bend		2		
10	C	Collected trot	Transition		1		
11	H–X–F	Medium trot	Transition		1		
12	F	Collected trot	Transition		1		
13	E	Halt. Immobility. Rein back 6-10 steps. Proceed immediately in collected canter.	Acceptance of the halt. Immobility. Transitions. Straightness.		2		
<b>MOVEMENTS IN CANTER</b>							
14	C	Describe 3 circles to the right: the first circle (20m) extended canter; second (15m) medium canter; third (10m) collected canter. All circles must begin and finish at the same point.	Geometry of the circles, bend of the horse in each circle. Regularity, fluidity. Definition of the 3 variations of canter.		2		
15	M–X–K	Change rein Flying change of lead at X	Straightness, maintenance of rhythm, quality of the change.		2		
16	A	Describe 3 circles to the left: the first circle (20m) extended canter; second (15m) medium canter; third (10m) collected canter. All circles must begin and finish at the same point.	Geometry of the circles, bend of the horse in each circle. Regularity, fluidity. Definition of the 3 variations of canter.		2		

# WORKING EQUITATION CANADA

## WE DRESSAGE TEST – LEVEL 6 (ADVANCED) (2 of 2)

TEST/MOVEMENT			DIRECTIVE IDEA	POINTS	COEFF	TOTAL	REMARKS
17	F–X–H Between X and H	Proceed on the diagonal. Working half pirouette to the left with the minimum number of steps possible while maintaining collected canter.	Agility of the movement without stopping of the hind leg. Bend. Collection.		2		
18	X	Flying change of lead	Straightness, maintenance of rhythm, quality of the change.		2		
19	Between X and F	Working half pirouette to the right with the minimum number of steps possible while maintaining the canter.	Agility of the movement without stopping of the hind leg. Bend. Collection.		2		
20	M – F F – K K – H H	Extended canter Collected canter Extended canter Collected canter	Agility. Clear definition of transitions between extension and collection. Straightness.		2		
21	C – A	4-loop serpentine at collected canter with flying changes at each change of direction at centerline	Impulsion, regularity, precision and quality of the changes. Geometry.		2		
22	A D – G G	Down centerline Extended canter Halt. Immobility. Salute.	Straightness. Transitions. Engagement. Acceptance of the halt. Immobility.		1		
Leave the arena at A in free walk.							
SUBTOTAL FROM MOVEMENTS							

COLLECTIVE MARKS		POINTS	COEFF	TOTAL	REMARKS
GAITS	Correctness, freedom, and regularity.		1		
IMPULSION	Desire to move forward, elasticity of the steps, suppleness of the back, and engagement of the hindquarters.		2		
SUBMISSION	Willing cooperation, harmony, attention and confidence, acceptance of the contact. Straightness, lightness of the forehand and ease of the movements.		2		
RIDER and PRESENTATION	Position and seat of the rider. Correct use and effectiveness of the aids. Completeness and appropriateness of tack and attire.		2		
SUBTOTAL FROM COLLECTIVE MARKS					
TOTAL POINTS EARNED					
MINUS DEDUCTIONS -5 failure to salute Judge (each time); -5 1 <sup>st</sup> error, -5 2 <sup>nd</sup> error, 3 <sup>rd</sup> error = disqualification -5 stroking/touching horse's neck (each time), 3 <sup>rd</sup> time is DQ					
BALANCE					
TOTAL POSSIBLE POINTS				430	
FINAL SCORE (%)					

Additional Comments:

# WORKING EQUITATION CANADA

## WE DRESSAGE TEST – LEVEL 7 (MASTERS – WAVE 2017) (1 of 2)



SHOW: \_\_\_\_\_ DATE: \_\_\_\_\_ CLASS # \_\_\_\_\_ ENTRY # \_\_\_\_\_  
 RIDER: \_\_\_\_\_ HORSE: \_\_\_\_\_ SCORE: \_\_\_\_\_ PLACE: \_\_\_\_\_  
 JUDGE: \_\_\_\_\_ POSITION: \_\_\_\_\_ SIGNATURE: \_\_\_\_\_

*Note: Sitting trot is required.*

TEST/MOVEMENT	DIRECTIVE IDEA	POINTS	COEFF	TOTAL	REMARKS
1 Enter at collected canter. Halt. Immobility. Salute facing the President of the Jury.	Collection on entry. Halt on hindquarters and weight balanced on extremities. Immobility.		1		
<i>MOVEMENTS AT WALK</i>					
2 Walk in a straight line (minimum 10m)	Activity, regularity of movements and collection		1		
3 Full pirouette on right rein	Regularity without rein back or failing to mark rear hooves along shortest circle. Bend facing inward.		1		
4 Full pirouette on left rein	Regularity without rein back or failing to mark rear hooves along shortest circle. Bend facing inward.		1		
5 Halt. Rein back (minimum 6 steps and maximum 10 steps) and exit at a walk.	Halt, regularity, balance, transition, and exit at walk without any loss of activity		1		
6 Half pass to the right (minimum 10m)	Bend in the direction of the movement		1		
7 Half pass to the left (minimum 10m)	Bend in the direction of the movement		1		
<i>MOVEMENTS AT TROT</i>					
8 Perform a 3-loop serpentine	Geometry. The bends. Regularity. Fluency.		1		
9 Two leg yields, one on each side (minimum 10m each)	Geometry of figure. Fluency. Evenness of bends. Rhythm. Regularity.		1		
10 Medium trot (minimum 15m)	Transitions. Definition of medium trot, with lengthening of silhouette. Straightness.		1		
11 Halt. Rein back 6 steps. Immediately canter to the right lead.	Acceptance of halt. Regularity of rein back. Transition to collected canter from rein back. Straightness.		1		
<i>MOVEMENTS AT CANTER</i>					
12 Describe 3 circles to the right: the first circle (20m) extended canter; second (15m) medium canter; third (10m) collected canter. All circles must begin and finish at the same point.	Collection, balance, regularity; transitions have to be clear, fluid, and immediate, and should be performed at the same point. Bending.		1		
13 Flying change	Quality of the flying change (straightness, maintenance of rhythm, and tempos of canter)		1		
14 Describe 3 circles to the left: the first circle (20m) extended canter; second (15m) medium canter; third (10m) collected canter. All circles must begin and finish at the same point.	Collection, balance, regularity; transitions have to be clear, fluid, and immediate, and should be performed at the same point. Bending.		1		

# WORKING EQUITATION CANADA

## WE DRESSAGE TEST – LEVEL 7 (MASTERS – WAVE 2017) (2 of 2)

TEST/MOVEMENT		DIRECTIVE IDEA	POINTS	COEFF	TOTAL	REMARKS
15	Describe 2 circles with the same diameter (max 10m) to describe a figure of "8" with flying change	Collection, balance, regularity, bending and engagement of the hindquarters. Quality of the flying change at the end of the first circle. Straightness.		1		
16	Half turn on the left rein	Balance, bend. Start and finish with the horse on same rein as the half turn.		1		
17	Flying change	Quality of the flying change (straightness, maintenance of rhythm, and tempos of canter)		1		
18	Half turn on the right rein	Balance, bend. Start and finish with the horse on same rein as the half turn.		1		
19	Change of canter on three sides of arena. The canter must be extended on the longest side of the arena, collected on the short side, and extended again on the next long side.	Balanced transitions, amplitude of movement and balance on the collection.		1		
20	Increase the speed and stop. Proceed in canter.	Submission and straightness of the movement.		1		
21	Describe a serpentine with 4 loops, with flying changes at every crossing of the centerline	Impulsion, regularity of movements, precision, and quality of flying changes		1		
22	Centerline. Halt. Immobility. Salute.	Collection. Immobility and position of the 4 legs.		1		
Leave the arena at A in free walk.						

### SUBTOTAL FROM MOVEMENTS

COLLECTIVE MARKS		POINTS	COEFF	TOTAL	REMARKS
PACES (GAITS)	Freedom and regularity.		1		
IMPULSION	Desire to move forward, elasticity of the steps, suppleness of the back, and engagement of the hindquarters.		1		
SUBMISSION	Attention and obedience, lightness and ease of the movements, acceptance of contact.		1		
RIDER	Position and seat of the rider. Correct use and effectiveness of the aids.		1		
ARTISTIC MARK	Music and sequence.		1		

### SUBTOTAL FROM COLLECTIVE MARKS

### TOTAL POINTS EARNED

### MINUS DEDUCTIONS

-5 1<sup>st</sup> error, -5 2<sup>nd</sup> error, 3<sup>rd</sup> error = disqualification

### BALANCE

### TOTAL POSSIBLE POINTS

270

### FINAL SCORE (%)

# **APPENDIX B**

## **OBSTACLES**

## OBSTACLES

1. Bridge .....	B-3
2. Figure 8.....	B-3
3. Pen .....	B-4
4. Jug .....	B-4
5. Remove Pole.....	B-5
6. Spear Ring .....	B-6
7. Replace Pole .....	B-7
8. Switch Cup .....	B-7
9. Bell Corridor .....	B-8
10. Reinback "L" .....	B-9
11. Rounding Posts .....	B-10
12. Single Slalom .....	B-11
13. Double Slalom .....	B-11
14. Gate .....	B-12
15. Jump .....	B-13
16. Sidepass Rail .....	B-13
17. Water .....	B-14
18. Bank .....	B-14
19. Drums .....	B-15

---

## APPENDIX B. OBSTACLES

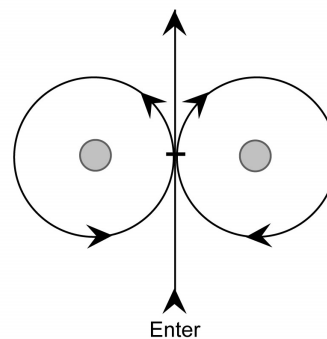
(refer to Table 6-1 for gait requirements)

### 1. Bridge

- a. Description. The bridge should be made of wood and be solidly constructed to ensure that it is not a danger for the horse or rider. The deck of the bridge must not be slippery. The bridge may be arched or angled in its rise. Recommended dimensions are minimum width: 1.5 m (5 ft); minimum length: 4 m (13 ft); minimum height: 20 cm (8 in.). The bridge may have side rails. If side rails are used, for safety considerations the rails must be constructed such that they can be quickly and easily removed without the use of tools. Side rails should be between 90 cm (3 ft.) and 1.2 m (4 ft.) in height.
- b. Execution. The bridge must be crossed at a walk in the Ease of Handling phase for all levels. The bridge may be crossed in both directions provided that there is one obstacle in between the first and second crossing.
- c. Assessment Criteria (EOH). The Judge will evaluate the transition to the walk, the quality and regularity of the walk, the straightness of the horse going over the bridge, and the confidence of the horse and rider while navigating this obstacle. Points will be deducted if a horse shows any awkwardness, hesitation, or irregularity. Stepping off the bridge prematurely is a course error.

### 2. Figure 8

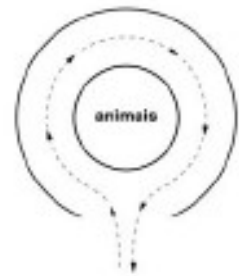
- a. Description. Two drums (or similar upright items) are placed 3m (10 ft) apart on center.
- b. Execution. The horse performs a circle around the right hand drum. Upon completing the turn, halfway between the drums, the horse will change direction and begin a circle of the same diameter around the left hand drum. When completing the second circle, the horse must pass between the drums to exit the obstacle. The circles must be uniform in size with the change of lead and/or bend on-center between the drums. A circle size of 3m represents the highest degree of execution. The Advanced (L6) and Masters (L7) levels may be required to rein back through the obstacle after the initial circuits in the forward direction. The first circuit in reverse must circle the drum on the right. If this option is included, it must be indicated on the course map.
- c. Assessment Criteria (EOH). The Judge will evaluate the straightness of the approach to the obstacle; correctness of the horse's posture during the change of lead; the passage half way between the drums; the shape, symmetry, and precision of the circles; and the horse's response to the aids. A lower score will be given if the change of lead and/or change of bend are not centered between the drums. A negative mark will be given if the rider fails to perform a change of lead or if a drum is knocked over.





### 3. Pen

- a. Description. This obstacle consists of a round enclosure approximately 6 m (20 ft) in diameter, with an entrance between 1.5-m (5-ft) and 2.5-m (8 ft) wide. Inside the round enclosure is a smaller round fenced enclosure 3 m (10 ft) in diameter meant to simulate a livestock pen. The inner pen may have small animals or statuary placed inside of the enclosure. The corridor around the livestock pen should be 1.5-m (5-ft) wide.



- b. Execution. The horse should enter the obstacle at the prescribed gait according to level in one direction, exit the obstacle, change direction, and re-enter the obstacle going in the opposite direction. The course designer or Judge may indicate the initial direction or leave it to the rider's discretion. When changing direction, the horse will execute a semi-circle, half pirouette, or turn on the haunches. If cantering, a change of lead is required.

In the Speed trial, the Pen is performed in one circuit only; the rider may choose the direction unless it is specifically designated on the course map or by the Judge.

- c. Assessment Criteria (EOH). The Judge will evaluate the horse's serenity and confidence, quality of gaits, and the rider's serenity and use of aids in performing the obstacle. The turn outside the pen and change of lead if required between circuits of the pen are considered as components of the obstacle.

### 4. Jug

- a. Description. A jug sits on top of a small table or other platform that is at least 1.2 m (4 ft) high. A manufactured table is not required; a table-like platform may be constructed of common materials (e.g., hay bales, sacks of grain, etc.) The jug must have a handle. The jug must be placed in the same position for each competitor.
- b. Execution. The rider approaches the table in the prescribed gait, halts with the rider's leg even with the table, raises the jug above his/her head, and replaces the jug on the table. The obstacle must be approached by facing the numbered side. The rider may stop at any position around the table as long as the obstacle is approached from the numbered side. The horse must depart at the same gait as it approached the obstacle.

If the jug is dropped, a member of the ground crew will hand the jug to the riders competing at Children and Introductory (L1) levels. Novice (L2/L3) level riders must dismount, retrieve the jug, remount and replace the jug on the table **or may request permission to pass and receive a 0 score**. Intermediate (L4) through Masters (L7) riders must dismount, retrieve the jug, remount, and replace the jug; failure to do so will result in disqualification.

- c. Assessment Criteria (EOH). The Judge will evaluate the manner in which the horse approaches and remains immobile next to the table without showing any fear and trusting the rider's use of aids. The jug, when placed on the table, must remain upright. Any jarring movement against the table will result in a lower score. Intermediate (L4) through Masters (L7) level riders will receive a higher score for approaching the table at canter with a good canter-to-halt transition.

## 5. Remove Pole

- a. Description. This obstacle consists of an open-topped drum and a pole 2.5 to 3.5 m (8 to 11.5 ft) in length. The pole is placed in the drum, butt end down. The tip of the pole should be easily identified as such by a pronounced taper or distinctive coloring. The grounds crew, at the direction of the Judge, will place the pole in the same position for all riders. A rider may request permission of the Judge to adjust the position of the pole, but may only do so if the Judge grants permission. Adjusting the position of the pole without permission is considered showing an obstacle to the horse in an overt manner and is thus grounds for disqualification from the trial.
- b. Execution. The rider should approach the drum and retrieve the pole without stopping or breaking gait. The horse should advance at a steady gait and not react negatively to the appearance of the drum or the rider's removal of the pole. The rider may circle the drum once before picking up the pole, though this is considered less difficult than a straight approach.

If the pole is dropped, a member of the ground crew will hand the pole to the riders competing at Children and Introductory (L1) levels. Novice (L2/L3) level riders must dismount, retrieve the pole, and remount with the pole in hand or **may request permission to pass and** receive a 0 for the obstacle. Intermediate (L4) through Masters (L7) riders must dismount, retrieve the pole, and remount with the pole in hand. Failure to do so will result in disqualification.


This obstacle must be used in conjunction with **Replace Pole (#7)**. The **Spear Ring (#6)** obstacle is not required but may be included in the sequence. When used in sequence with **Remove/Place Pole**, they are considered and scored as a single obstacle. If other obstacles are encountered between them, they are scored separately (e.g., if the **Remove Pole** and **Spear Ring** obstacles are performed in sequence and another obstacle is performed before **Replace Pole** is encountered, then **Remove Pole** and **Spear Ring** are considered a single obstacle, and **Replace Pole** is considered a separate obstacle).

- c. Assessment Criteria (EOH). The Judge will evaluate the manner in which the horse approaches the obstacle, its reaction to the movement of the pole, and the relaxed manner in which the rider uses the pole. A lower mark will be given for any alteration of the cadence or change of movement. Picking up the pole in a straight line is considered more difficult and will earn a higher score than circling the drum while picking up the pole. Circling the drum more than one time will result in a negative score. Knocking down the drum will result in a negative score.

## 6. Spear Ring

- a. Description. The obstacle consists of a pole and a ring. The pole is taken from the **Remove Pole** obstacle (#5). If using multiple rings, the rings should be set at varying heights. It is traditional for the base to be in the shape of a bull with the ring placed on top. The rings can be made out of wood, metal, or plastic and should be approximately 15 cm (6 in.) in diameter.

The obstacle is used in conjunction with **Remove Pole** (#5) and **Replace Pole** (#7) and may be placed between these obstacles in the course, but may have additional obstacles in between.



- b. Execution. The competitor must skewer the ring(s) with the tip of the pole. The horse must maintain gait as prescribed for the level of competition.

If the pole is dropped, a member of the ground crew will hand the pole to the riders competing at Children and Introductory (L1) levels. Novice (L2/L3) level riders must dismount, retrieve the pole, and remount with the pole in hand or **may request permission to pass and** receive a 0 for the obstacle. Intermediate (L4) through Masters (L7) riders must dismount, retrieve the pole, and remount with the pole in hand. Failure to do so will result in disqualification.

- c. Assessment Criteria (EOH). The Judge will evaluate the manner in which the horse approaches the obstacle, maintaining a good posture and not changing the cadence, and the fluidity with which the rider completes the exercise. Any break in the horse's movement with loss of fluidity will be penalized. Striking any part of the obstacle will result in a lower score. Skewering the ring is not nearly as important as the style/approach to the obstacle, the continuity in movement of the horse and rider, the correct bend, correct lead, and evenness of gait. Dropping the ring after picking it up or failure to skewer the ring will result in a lower score.

## 7. Replace Pole

- a. Description. The obstacle is an open-topped drum set some distance apart from the drum in **Remove Pole** obstacle (#5). The drum in obstacle #5 may be used for this obstacle provided there is another obstacle in-between or a prescribed route away from it in the course design.
- b. Execution. The pole is deposited with the butt end down in the drum. The rider may circle the drum once before replacing the pole, though this is considered less difficult than a straight approach.


The pole must be deposited into and remain in the drum. If the pole bounces out or is dropped, a member of the ground crew will hand the pole to the riders competing at Children and Introductory (L1) levels. Novice (L2/L3) level riders must dismount, retrieve the pole, and remount with the pole in hand or **may request permission to pass and** receive a 0 for the obstacle. Intermediate (L4) through Masters (L7) riders must dismount, retrieve the pole, and remount with the pole in hand. Failure to do so will result in disqualification.

This obstacle must be used in conjunction with **Remove Pole** (#5). The **Spear Ring** (#6) obstacle is not required but may be included in the sequence. When used in sequence with **Remove/Replace Pole**, they are considered and scored as a single obstacle. If other obstacles are encountered between them, they are scored separately (e.g., if the **Remove Pole** and **Spear Ring** obstacles are performed in sequence and another obstacle is performed before **Replace Pole** is encountered, then **Remove Pole** and **Spear Ring** are considered a single obstacle, and **Replace Pole** is considered a separate obstacle).

- c. Assessment Criteria (EOH). The Judge will evaluate the manner in which the horse approaches the obstacle, its reaction to the movement of the pole, and the relaxed manner in which the rider uses the pole. Any break in gait or change of cadence by the horse will be penalized. Depositing the pole in a straight line will earn a higher score than circling the drum. Circling the drum more than one time will result in a negative score. Knocking down the drum will result in a negative score. Placing the tip end of the pole in the drum will receive a negative score.

## 8. Switch Cup

- a. Description. This obstacle consists of two bending poles that are approximately 2 m (6.5 ft) in height, with an exterior base not secured in the ground. The poles are set 1.2 m (4 ft) apart. A drinking cup is placed upside down on the tip of one of the poles. The cup must be placed on the same pole for all competitors in the division or level.
- b. Execution. The horse and rider approach the obstacle at the prescribed gait and halts. The rider removes the cup from the pole where it is set, places it on the other pole, and then immediately exits the obstacle proceeding forward at the prescribed gait.



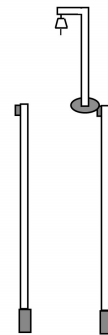
If the cup is dropped, a member of the ground crew will hand the cup to the riders competing at Children and Introductory (L1) levels. Novice level (L2/L3) riders must dismount, retrieve the cup, and remount with the cup in hand or **may request permission to pass and** receive a 0 for the obstacle. Intermediate (L4) through Masters (L7) riders must dismount, retrieve the cup, and remount with the cup in hand. Failure to do so will result in disqualification.

**If the pole that the cup is to be placed on is knocked down, the ground crew will reset the pole for L1 riders. L2/L3 riders must dismount, reset the pole, remount and place the cup on the pole, or request permission to pass and receive a 0 for the obstacle. L4 through L7 riders must dismount, reset, remount, and place the cup on the pole; failure to do so will result in disqualification**

- c. Assessment Criteria (EOH). The Judge will evaluate the horse's attitude, calmness, straightness, and collection; the immobility of the horse, the rider's use of aids; and the fluidity, continuity, and quality of performance. Points will be awarded for the horse's immobility when switching the cup from one pole to another, and its immediate exit from the obstacle at the prescribed gait. The transition should be smooth, uphill, and come from the haunches. The horse should not "jump" forward. A lower score will be given if the horse is positioned so that the rider has to reach out of the saddle to move the cup. Dropping the cup will result in lower score.

## 9. Bell Corridor

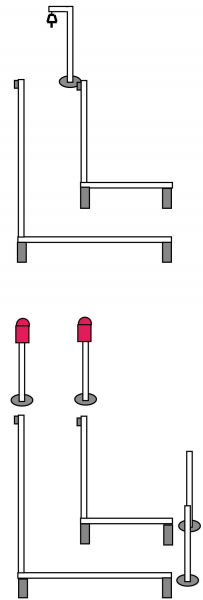
- a. Description. A corridor is made from two parallel rails resting on supports, small fences, or walls at least 30 cm (12 in.) in height. The supports are not secured in the ground. The rails are approximately 3.7-m (12-ft) long and 1.5 m (5-ft) apart. A bell is placed 2-m (6.5-ft) high at the end of the corridor. The support holding the bell is placed so that the bell hangs in center of the corridor.
- b. Execution. The horse and rider enter the corridor at the prescribed gait for the level and halt at the end of the corridor. The rider rings the bell and reins back through the corridor. The obstacle is completed when the front of the horse clears the obstacle and course markers (if present).
- c. Assessment Criteria (EOH). The Judge will evaluate the horse's attitude, straightness, gait, and collection; the immobility of the horse at the bell; the rider's use of aids; and the fluidity, continuity, and quality of the performance. A higher score will be awarded for performing the obstacle well at the trot or canter rather than at walk when allowed. A lower score will be given if the horse is positioned so that the rider has to reach out of the saddle to ring the bell. The Judge will give a lower mark to a horse that drags its feet during the rein-back. The Judge will give a lower mark if a horse bumps the rails, and a negative mark if the horse displaces or knocks down any of the rails or if the horse steps over the rails. Failure of the horse to remain still will be penalized. Failure of the rider to ring the bell will result in disqualification. Exiting the bell end of the corridor with all four feet will result in a disqualification.



## 10. Reinback “L”

- a. Description. This obstacle consists of an L-shaped corridor made from parallel rails resting on supports, small fences, or walls at least 30 cm (12 in.) in height. The bend of the “L” may be in either direction. The supports are not secured in the ground. The **outer** rails are approximately 3.7-m (12-ft) long and 1.5-m (5-ft) apart for Novice (L2/L3) and Intermediate (L4/L5) riders, and 1.2-m (4-ft) apart for Advanced (L6) and Masters (L7) riders. There are two variations to this obstacle:

- (1) A bell is placed 2-m (6.5-ft) high at the end of the corridor (identical to obstacle #9 Bell Corridor).
- (2) Two bending poles are at the end of the corridor, one on each side. A cup is placed upside down on each of the poles. There is a second set of bending poles at the entrance to the obstacle.



- b. Execution. The horse and rider enter the corridor at the prescribed gait for the level and halt at the end of the corridor. Depending on the configuration, the rider either:

- (1) Rings the bell and backs down the “L” corridor to exit the obstacle, or
- (2) Removes the cup and backs down the “L” corridor. Upon exiting, the rider halts and places the cup on the pole at the entrance corresponding with the side from which the cup was removed.

If the cup is dropped, Novice level (L2/L3) riders must dismount, retrieve the cup, and remount with the cup in hand **or may request permission to pass** and receive a 0 for the obstacle. Intermediate (L4) through Masters (L7) riders must dismount, retrieve the cup, and remount with the cup in hand. Failure to do so will result in disqualification.

If the pole that the cup is to be placed on is knocked down, L2/L3 riders must dismount, reset the pole, remount and place the cup on the pole, **or request permission to pass** and receive a 0 for the obstacle. L4 through L7 riders must dismount, reset, remount, and place the cup on the pole; failure to do so will result in disqualification.

This obstacle is not used for Children or Introductory (L1) levels.

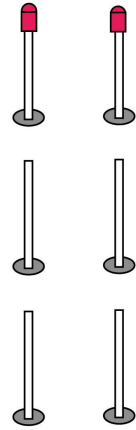
- c. Assessment Criteria (EOH). The Judge will evaluate the fluidity of the horse’s movements and its response to the use of the aids, enabling the route to be performed with maximum smoothness and accuracy. The Judge should consider the quality of the halt transition. The Judge will give a lower mark if a horse bumps the rails, and a negative mark if the horse displaces or knocks down any of the rails or if the horse steps over the rails. Failure of the horse to remain immobile will be penalized. The Judge will give a lower mark to a horse that drags its feet during the rein-back. Knocking over any part of the obstacle will result in a negative score. A lower score will be given if the horse is positioned so that the rider has to reach out of the saddle to ring the bell or move the cup. Failure of the rider to ring the bell will result in disqualification.

Exiting the corridor on the destination end with all four feet is a disqualification.



## 11. Rounding Posts

- a. Description. Two parallel lines of three posts each create a 1.5-m (5-ft-wide) corridor. The posts in each line are separated a minimum of 2.5 m (8 ft) and a maximum of 3m (10 ft) from each other, and are aligned with the posts on the other line. A cup is placed upside down on the tip of each of the last posts in the corridor.
- b. Execution. The rider advances through the corridor and halts between the end posts to pick up a cup. The rider then reins back in a reverse slalom around the middle post on one side of the corridor from which he/she removed the cup and halts between the entrance posts to deposit the cup on the tip of the post at the entrance of the corridor corresponding with the side from which the cup was retrieved. The rider must keep the cup in his/her hand throughout the execution of the obstacle, but the obstacle can be completed with two hands on the reins if the rider is performing two-handed.



The horse must halt between the posts, showing immobility when the rider picks up the cup from the post and places the cup upside down on the top of the first post. To complete the obstacle, the horse must rein back fully to exit (i.e., all four feet) from the last pair of posts or entrance markers if included.

If the cup is dropped, Novice (L2/L3) riders must dismount, retrieve the cup, remount with the cup in hand, and replace it on the post or **may request permission to pass and** receive a 0 for the obstacle. Intermediate (L4) through Masters (L7) riders must dismount, retrieve, remount, and place the cup or be disqualified.

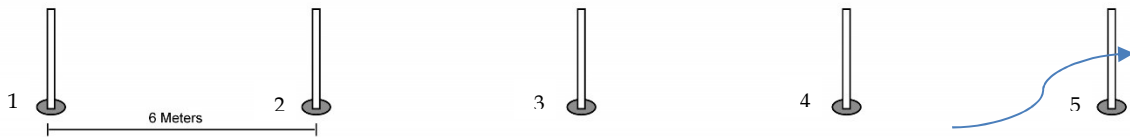
If the post that the cup is to be placed on is knocked down, Novice riders (L2/L3) have the option of dismounting, resetting the post, remounting, and replacing the cup, or **may request permission to pass and** receive a 0 for the obstacle. Intermediate through Masters riders must dismount, reset the post, remount, and place the cup on the post; failure to do so will result in disqualification.

This obstacle is not performed at the Children or Introductory (L1) levels. At the Novice (L2/L3) levels, the horse and rider rein back straight between the posts without performing a slalom.

- d. Assessment Criteria (EOH). The Judge should consider the quality of the gait and the halt transition. The Judge will evaluate the fluidity of the horse's movements and its response to the use of the aids, enabling the obstacle to be performed with maximum smoothness and accuracy. Failure of the horse to remain still will be penalized. A lower score will be given if the horse is positioned so that the rider has to reach out of the saddle to move the cup. Bumping a post without knocking it over will result in a lower score. Knocking over a post will result in a negative score. Failure to replace the cup on the designated post will result in disqualification. Exiting the destination end of the corridor with all four feet will result in a disqualification. The Judge will give a lower mark to a horse that drags its feet during the rein-back.

## 12. Single Slalom

- a. **Description.** This obstacle consists of an odd number of posts or similarly shaped objects (must be a minimum of five, seven are recommended for Advanced and Masters) in a straight line with bases not secured to the ground. The posts are approximately 2 m (6.5 ft) in height, and set with a distance of 7m (23 ft) for L1-L5 and 6m (20') for L6 and L7 between each post. Markers indicating side of entry can be placed on the appropriate side of the first post or can be placed on the post itself.

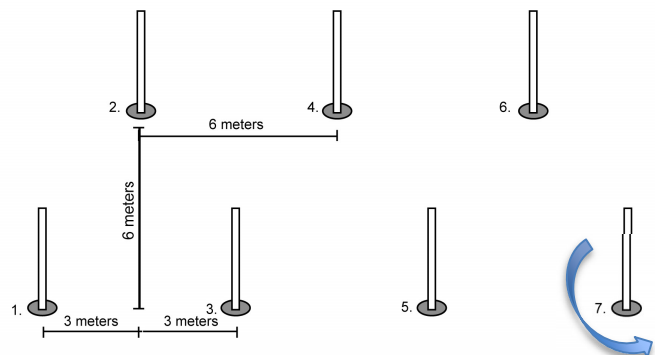


- b. **Execution.** The obstacle is entered in the prescribed gait. If exit markers are not used, the obstacle is complete when **the rider's shoulder passes the final post in the direction of travel of the whole obstacle.** The line of travel should be weaving through the posts rather than loops around the posts. Lead changes must be performed as prescribed for that level. Changes of bend and lead are to be executed at each change of direction, in the line and midway between the posts. The horse's lead and bend should be in conformity with the turn.
- c. **Assessment Criteria.** The Judge will evaluate the horse's calm, precise action; fluid and continuous movement; quality of gait; overall manner in performing this obstacle; and the quality of the lead changes. The Judge should consider correctness and attitude during the change of lead and/or changes of bend through the horse's body. Failure to perform lead changes and/or changes of bend will result in a negative mark. Late or delayed lead changes and/or changes of bend will result in a lower score. The shape, symmetry, and precision of the bending line, and the horse's response to the rider's aids will be considered. A negative score will be given for knocking down any of the posts.

## 13. Double Slalom

- a. **Description.** This obstacle consists of an odd number of upright posts: minimum of five; seven recommended; minimum of seven for Advanced and Masters levels. Each post is approximately 2 m (6.5 ft) in height, with a base not secured to the ground. The posts are arranged in two staggered parallel lines, with a distance of 7m (23 ft) for L1-L5 and 6m (20') for L6 and L7 between the parallel lines and between each post on the line. The posts are staggered such that the midpoint between the first two posts of the first line is directly opposite the first post of the second line.

- b. **Execution.** **The obstacle is entered in the prescribed gait.** The horse will perform loops or turns of consistent size around the posts, in the direction indicated. Changes of lead/bend are performed halfway between the posts and on the line between the successive posts. The horse's lead and bend should conform to





the direction of the turn. If exit markers are not used, the obstacle is complete when the rider's shoulder passes the final post in the direction of travel of the whole obstacle. ie. completing at least a ¼ loop or turn of the last post.

- c. Assessment Criteria (EOH). The Judge will evaluate the horse's calm, precise action; quality of gait; fluid and continuous movement; overall manner in performing this obstacle; and the quality of the lead changes or changes of bend. The Judge should consider correctness and attitude during the change of lead and/or changes of bend through the horse's body, and the horse's bend around the posts. Failure to perform lead changes and/or changes of bend will result in a negative mark. Late or delayed lead changes or changes of bend will result in a lower score. The shape, symmetry, and precision of the turns for this obstacle, and the horse's response to the rider's aids will be considered. A negative score will be given for knocking down any of the posts.

#### 14. Gate

- a. Description. The gate must be at least 1.3 m (4-ft 3-in.) high and 2-m (6.5-ft) wide, supported by two weighted posts (or jump standards) and two hinges. A latch easily operated from horseback should be used. The gate can be opened to the right or left depending on how the obstacle is set in the course. A rope between two posts can be used instead of a solid gate. A solid gate is preferred for Ease of Handling and is required in A-rated and championship competitions; a rope gate should be used for Speed.
- b. Execution. The rider will approach perpendicular to the gate at the prescribed gait for the level and transition to the walk as he/she approaches the gate. The rider then moves the horse laterally and halts alongside the gate. The rider must lift the latch, open the gate, and go through the entrance. When the horse has fully passed to the other side of the gate, the rider may back up one or two steps to close the gate. With the horse squarely halted, the rider will then put the latch in place to complete the obstacle. The rider should not release control of the gate at any point in the performance of this exercise until the gate is latched. The obstacle may be required in both directions providing there is at least one obstacle in between the first and second execution.
- c. Assessment Criteria (EOH). The Judge will evaluate the horse's action which should be fluid and without any hesitation. The horse should pay attention to and participate in the opening and closing movements without showing any signs of insecurity or disobedience. The rider's action should be easy, precise, and free from hesitation. A negative score will be given if the rider releases control of the gate by letting go for more than a momentary adjustment of hand position at any time during the execution of this obstacle or if there is any sign of insecurity by the horse or rider or lack of continuity (fluidity) of the action. Switching hands will result in a disqualification.

## 15. Jump

### a. Description

The obstacle consists of a single jump in a progression of heights for each level. Standard jump rails or a solid wood obstacle (like a flower box) can be used. Bales of straw placed end-to-end are acceptable. The jump must be at least 3-m (10-ft) across. The jump must be positioned between two jump standards with appropriate jump cups (breakaway cups recommended).



Children and L1: A single rail is placed on the ground between the jump standards; jump cups must be removed.

L2 and L3: Jump consists of a pair of crossed rails not to exceed 0.5 m (22 in.) at the standard and 0.4 m (15 in.) at the center.

L4 thru L7: Jump consists of a solid-looking obstacle or rails set approximately 0.5-m (22- in.) high. A rail is to be positioned in cups, on top of the 'solid' obstacle.

- b. Execution. The horse should approach and jump over the obstacle cleanly, naturally, and with assurance. The obstacle may be required in both directions providing there is at least one obstacle in between the first and second execution.
- c. Assessment Criteria (EOH). The Judge will evaluate the manner in which the horse approaches and leaves the obstacle; the horse's calmness, straightness, and tempo throughout the obstacle; the bascule over the jump and the pair's confidence and style. Knocking over any part of the obstacle will result in a negative score.

## 16. Sidepass Rail

- a. Description. This obstacle consists of one or more poles about 3.7 m (12 ft) in length with a diameter of not more than 10 cm (4 in.), supported 5-10 cm (2-4 in.) above the ground. The poles may be arranged in the following configurations:
  - (1) Single rail
  - (2) Two rails in a line separated by at least 3 m (10 ft)
  - (3) Two parallel rails separated by at least 3 m (10 ft)
  - (4) Two rails in an "L" configuration
  - (5) Three rails in a zig-zag ("Z") configuration; rails are set at 90 degrees.
- c. Execution. The horse should be in side-pass position before reaching the rail. The horse's legs should cross in a lateral movement over the rail with the pole between the horse's front and hind legs throughout the obstacle. The course map may indicate which direction (right or left) the horse and rider must pass over the rail; when not specified, the rider chooses the direction. For the two rails in a line (2) and the parallel (3) configurations, the rails must be ridden in different directions. For an "L" configuration, the horse must be positioned so that

its head is to the inside of the “L”. Any changes in gait required to execute this obstacle must occur at the entrance and exit markers.

	Single Rail	2 in a line	2 parallel	‘L’ config	‘Z’ config
Introductory	--	--	--	--	--
Novice	√	√	√	--	--
Intermediate	√	√	√	√	--
Advanced	√	√	√	√	--
Masters	√	√	√	√	√

- c. Assessment Criteria (EOH). The Judge will evaluate the horse’s calmness, capacity to perform the obstacle, crossing of the legs, and the fluidity and continuity of the action. A bend in the direction of the movement will garner a higher score than if the horse is bent away from the movement. A lower mark will be given for bumping the rail as seen or heard. A negative mark will be given for knocking over the pole or if the horse steps across the pole with one or more feet. The Judge will give a lower mark for a lack of crossing of the horse’s legs in the lateral movement. Exiting the rail prematurely or failing to sidestep over the entire length of the rail is a course error.

## 17. Water

- a. Description. The ditch should be a minimum of 1.5 m (5 ft.) in the direction of travel (long), and a minimum of 2.4 m (8 ft.) wide. The ditch may be flat to a depth of up to 10 cm (4 in) or gently sloping to a maximum depth of 0.6 m (2 ft). The bottom surface should be safe for horses to travel across. Course markers must be used to mark the entrance and exit. The obstacle may be framed with logs so horses have to step over and into/out of the water.
- b. Execution. The horse should approach and maintain gait through the water naturally and without any hesitation. This obstacle is not used for Children and Introductory (L1) levels.
- c. Assessment Criteria (EOH). The Judge will evaluate the manner in which the horse approaches the obstacle, its reaction when going through the water, and the consistency of gait throughout the exercise. A lower mark will be given for hesitancy by the horse. A negative mark will be given if the horse steps backward before riding through the obstacle or jumps the obstacle without going through the water.

## 18. Bank

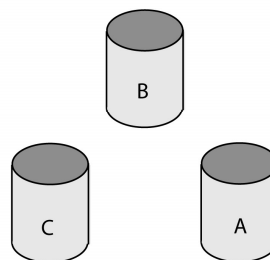
- a. Description. The obstacle consists of an embankment of natural substance positioned not more than 30 to 60 cm (1 to 2 ft.) above ground level. A level plateau is at the top and bottom of the embankment; the plateau must be at least 2-m (6.5-ft) long in the direction of travel. There may be ramps leading to and away from the level plateaus.
- b. Execution. The horse should approach and maintain the chosen gait through the obstacle naturally and without any hesitation. The obstacle can be executed in either direction. The obstacle can be executed as either an up-bank or a down-bank. Both an up-bank and a down-bank may be incorporated and scored as one obstacle

This obstacle is not used for Children and Introductory (L1) riders.

- c. Assessment Criteria (EOH). The Judge will evaluate the manner in which the horse approaches the bank, the smoothness of the jump, the consistency and quality of gait throughout the exercise, and confidence in the rider's instructions. Lower marks are awarded for hesitancy. A horse that steps backward before going over the bank will receive a negative mark.

## 19. Drums

- a. Description. This obstacle consists of three drums positioned at the three points of an equilateral triangle with sides 3 or 4 m (10 or 13 ft) long, measured from the center of the drums. The drums are set 4 m (13 ft) apart for Children, Introductory (L1), Novice (L2/L3), and Intermediate (L4/L5) levels, and 3 m (10 ft) apart for Advanced (L6) and Masters (L7) levels.



- b. Execution. The horse enters at the appropriate gait for the level between drums A & C.

The horse makes a full circle to the right around drum A. The horse proceeds to pass halfway between drums A & B, with a change of lead and/or bend over the imaginary line between A & B. The horse makes a loop to the left around drum B. The horse then proceeds to pass halfway between drums B & C, with a change of lead and/or bend along the imaginary line between B & C. The horse makes a full circle to the right around drum C and exits at the same point from which the exercise began.

The obstacle may be executed to the left first only if designated on the course map and approved by the Judge.

The horse makes a full circle to the left around drum C. The horse proceeds to pass halfway between drums C & B, with a change of lead and/or bend over the imaginary line between C & B. The horse makes a loop to the right around drum B. The horse then proceeds to pass halfway between drums B & A, with a change of lead and/or bend along the imaginary line between B & A. The horse makes a full circle to the left around drum A, and exits at the same point from which the exercise began.

All circles should be symmetrical and of the same diameter.

- c. Assessment Criteria. The Judge will consider the horse's attitude, the rider's use of aids, tempo, continuity of action, quality of gait, fluidity of performance, correctness and attitude during the change of lead, accuracy of the passage halfway between the drums, and the shape, symmetry, and precision of the circles. The highest degree of execution is a 4-m circle for Children through Intermediate levels, and a 3-m circle for Advanced and Masters levels. A lower score will be given for incorrect placement of change of lead and/or change of bend (failure to perform midway between the drums). A negative mark will be given for failure to perform a change of lead and/or change of bend. The Judge will give a negative mark if a drum is knocked over.

# **APPENDIX C**

## **SCORE SHEETS and SOME JUDGING GUIDELINES**

**WORKING EQUITATION CANADA**  
**EASE OF HANDLING TRIAL Score Sheet**



Show \_\_\_\_\_ Date \_\_\_\_\_ Level \_\_\_\_\_ Division \_\_\_\_\_ Entry No. \_\_\_\_\_

Rider \_\_\_\_\_ Judge/Signature \_\_\_\_\_

Horse \_\_\_\_\_ Final Score \_\_\_\_\_ Place \_\_\_\_\_

No.	Obstacle	Score	Remarks
1			
2			
3			
4			
5			
6			
7			
8			
9			
10			
11			
12			
13			
14			
15			

**Obstacle Total**

Collective Marks	Pts	Coef	Score	Remarks
<b>Transitions; Navigation:</b> Crisp, accurate, uphill transitions between gaits. Effective course lines, correct leads and bend for course lines. Prescribed gait between obstacles.		2		
<b>Gaits:</b> Correctness, freedom and regularity		1		
<b>Impulsion:</b> Desire to move forward; elasticity of steps. Suppleness of back. Engagement of hindquarters.		1		
<b>Submission:</b> Willing cooperation, harmony, attention and confidence, acceptance of contact, straightness, lightness, ease of movement.		1		
<b>Rider and Presentation:</b> Position and seat; correct use of aids; effectiveness of aids. Completeness and appropriateness of tack and attire.		1		

Penalty tally

Failure to salute \_\_\_\_\_

Outside assistance (L1-L5) \_\_\_\_\_

Stroking horse's neck (L6/L7) \_\_\_\_\_

**Collective Marks Total**

**Obstacle Total**

**Minus Penalties**

**Total Score**

**Total Possible Points**  
(No. of obstacles x 10 + 60)

**Final Score %**  
(total score / total possible points)

**SPEED TRIAL Score Sheet**

Show: \_\_\_\_\_

Date \_\_\_\_\_

Level \_\_\_\_\_

Class No. \_\_\_\_\_

Entry No.	Name of obstacle	Obstacle Penalties/Bonus Time																Elapsed Time (sec) timer #1	Elapsed Time (sec) timer #2	Average of two times OR electronic time (sec)	Penalty /Bonus Time	Final Time (sec)	Place
		1	2	3	4	5	6	7	8	9	10	11	12	13	14	15	16						
	Horse/Rider																						

\*\* Time to 100<sup>th</sup> of a second

Course Event	Time (sec)	Course Event	Time (sec)
• Placing the tip end of pole in the drum	+5	• Failure to salute Judge	+10
• Spearing ring with the butt end of the pole	+5	• Outside assistance (L2 thru L5)	+10
• Any leg stepping over side pass rail (each leg)	+5	• Failure to latch gate in proper portion of obstacle	+30
• L6/L7 Stroking/touching horse in front of rein (2 times max, each occurrence)	+5	• Dropping and failing to replace gate	+30
• Knocking over/dislodging any part of an obstacle performed	+10	• L2/L3 riders dropping and failing to replace part of obstacle	+30
• Knocking over drum and pole stays in	+10	• Spearing ring and getting it correctly placed with pole in barrel	-10

**WORKING EQUITATION CANADA**  
**CATTLE TRIAL Score Sheet**



Show \_\_\_\_\_ Date \_\_\_\_\_ Judge \_\_\_\_\_ No. of Competitors \_\_\_\_\_ Sheet \_\_\_\_\_ of \_\_\_\_\_

<b>Penalties</b> (+10 each occurrence)		<b>Disqualifications:</b>			
• Failure to salute Judge	• Herd cow crosses foul line	• Rider crosses foul line before Judge has given permission	• Team member horse in herd zone for 5+ seconds	• Endangering horse, rider, ground person	
• Selected cow crosses foul line	• Team member's horse into herd zone	• Team member crosses the foul line before the rider	• Roughing	• Attempt to work cattle on foot	
			• Outside assistance	• Any signs of injury or blood	

Team No./ Name	Rider No./Name	Horse	No. of Penalties	Penalty Time	Elapsed Time	Final Time	Rider Place	Rider Points	TEAM PLACE
Total Penalties				TEAM POINTS					TOP 3

Team No./ Name	Rider No./Name	Horse	No. of Penalties	Penalty Time	Elapsed Time	Final Time	Rider Place	Rider Points	TEAM PLACE
Total Penalties				TEAM POINTS					TOP 3

Team No./ Name	Rider No./Name	Horse	No. of Penalties	Penalty Time	Elapsed Time	Final Time	Rider Place	Rider Points	TEAM PLACE
Total Penalties				TEAM POINTS					TOP 3



# WORKING EQUITATION CANADA

## FINAL COMPETITION PLACEMENT - INDIVIDUAL



Official's Approval		(WECan # & name)	HORSE		HORSE		HORSE		HORSE		HORSE		HORSE		HORSE
		(WECan # & name)	RIDER		RIDER		RIDER		RIDER		RIDER		RIDER		RIDER
	<b>Dressage</b>														
	Percentage														
	Total Coll Marks														
	Place														
	Points														
	<b>Ease of Handling</b>														
	Percentage														
	Total Coll Marks														
	Total No. of O's														
	Place														
	Points														
	<b>Dress/EOH Ave %</b>														
	<b>Speed</b>														
	Elapsed Time														
	Penalty/Bonus														
	Final Time														
	Place														
	Points														
	<b>TOTAL POINTS</b>														
	No. of DQ's/Scratches														
	<b>FINAL PLACING</b>														

**WORKING EQUITATION CANADA**  
**FINAL COMPETITION PLACEMENT – TEAM**



Show \_\_\_\_\_ Date \_\_\_\_\_ Judge(s) \_\_\_\_\_ Total No. Competitors \_\_\_\_\_ Sheet \_\_\_\_\_ of \_\_\_\_\_

*Include ONLY TOP 3 rider scores per team for each trial. Determine overall points and placement for all competitors for each trial. Teams are placed by total points earned by team members.*

Team	Rider	Horse	Dressage			EOH			Speed			Cattle			TOTAL TEAM POINTS	TEAM PLACE
			%	Place	Pts	%	Place	Pts	Final Time	Place	Pts	Final Time	Place	Pts		
Total top 3						Total top 3			Total top 3			Total top 3				

Team	Rider	Horse	Dressage			EOH			Speed			Cattle			TOTAL TEAM POINTS	TEAM PLACE
			%	Place	Pts	%	Place	Pts	Final Time	Place	Pts	Final Time	Place	Pts		
Total top 3						Total top 3			Total top 3			Total top 3				

Team	Rider	Horse	Dressage			EOH			Speed			Cattle			TOTAL TEAM POINTS	TEAM PLACE
			%	Place	Pts	%	Place	Pts	Final Time	Place	Pts	Final Time	Place	Pts		
Total top 3						Total top 3			Total top 3			Total top 3				

CLASS RESULTS TALLY Sheet - Notes

**Determining Points**

- The total number of points available in a given class is based on the number of competitors entered and initially competing in that class. The point basis remains the same even if fewer riders compete in subsequent trials within that class as a result of scratches or DQs.
- Competitors earn points depending on their placement in each trial, e.g;
  - 1<sup>st</sup> place = N +1
  - 2<sup>nd</sup> place = N -1
  - 3<sup>rd</sup> place = N -2
  - 4<sup>th</sup> place = N -3 etc

Where N = the number of competitors entered in the class.

Place	Number of Entries									
	1	2	3	4	5	6	7	8	9	10
1	2	3	4	5	6	7	8	9	10	11
2		1	2	3	4	5	6	7	8	9
3			1	2	3	4	5	6	7	8
4				1	2	3	4	5	6	7
5					1	2	3	4	5	6
6						1	2	3	4	5
7							1	2	3	4
8								1	2	3
9									1	2
10										1

**Scoring**

- A rider who withdrew or was DQ'd in any of the trials may not place above a rider who successfully completed all trials.

**Handling Ties**

- Tie in Dressage: Collective marks break the tie. If marks are equal, entries remain tied and are awarded points associated with that placing.
- Tie in EOH: Rider who incurred a 0 is place lower than a rider who did not. If tie remains, collective marks break the tie. If marks are equal, entries remain tied and are awarded points associated with that placing.
- Tie in Speed: Decided by lowest accrued penalty/bonus points. If these are equal, entries remain tied and are awarded points associated with that placing.
- Tie of overall placement at a given class:
  - Competitor with highest average combined Dressage and EOH score will be placed higher.
  - If still a tie, competitor with highest EOH score will be placed higher.
  - If still a tie, fastest time in Speed trial will be placed higher.
- For the purpose of breaking ties in overall placement, a scratch/withdrawal is not equivalent to a disqualification. A rider with a DQ will be placed ahead of a rider who scratched/withdrew.

## SOME JUDGING GUIDELINES

The following are some general judging guidelines. They are intended to provide guidance on the standards expected of upper-level working equitation competitors, and how certain movements may be judged as either sufficient or insufficient. These are not required marks that must be given in every instance. The Judge's discretion is always paramount. For example: "late behind in change of lead" would generate a negative score on the **Figure 8 or Drums** obstacle where a lead change is only called for once, but not on the **Slalom** where multiple lead changes are required. In that instance, one faulty lead change would lower the overall score but not necessarily warrant a negative score.

Horse is contracted	Mark no higher than 5
No bend or incorrect bend in horse	Mark no higher than 5
Horse is above or behind the bit	Mark no higher than 5
Horse is resistant	Mark no higher than 5
Irregular gait	Mark no higher than 5
Tension	Mark no higher than 5
Loss of diagonal in rein back or dragging feet in rein back	Mark no higher than 5
Late behind in change of lead	Negative mark (4.5 or below)
Step back during halt or transition to halt	Negative mark
Lateralized walk	Negative mark
Lack of clear 3-beat canter	Negative mark
Back legs moving together in change of lead	Negative mark
Refusal or knocking down an obstacle (EOH)	Negative mark

Latitude should be given for lower-level competitors. Do not give negative marks unless there is a clear mistake. An inappropriate change of lead is a 4 however, even at the Novice levels.

Judging guidelines for execution of obstacles in Ease of Handling trials are presented in Appendix B.

## APPENDIX D

### TACK AND ATTIRE FOR NATIONAL AND INTERNATIONAL COMPETITIONS

One of the goals of international WE competitions is to preserve and perpetuate the type of equitation in each country, including the riding attire and tack that constitute part of their cultural tradition. There are many cultural traditions with respect to riding styles, tack, and attire in Canada. Designation of one tradition style to represent Canada in national and international competitions will be determined at a future date, and will take into account the views of the WE community across the country.

Tack and attire requirements for all competitions below National Championship or International competitions are presented in Section 1.9.

## **APPENDIX E**

### **FEI CODE**

## **FEI CODE OF CONDUCT FOR THE WELFARE OF THE HORSE**

The FEI requires all those involved in international equestrian sport to adhere to the FEI Code of Conduct and to acknowledge and accept that at all times the welfare of the Horse must be paramount. Welfare of the horse must never be subordinated to competitive or commercial influences. The following points must be particularly adhered to:

### **1. General Welfare:**

#### **a) Good Horse management**

Stabling and feeding must be compatible with the best Horse management practices. Clean and good quality hay, feed and water must always be available.

#### **b) Training methods**

Horses must only undergo training that matches their physical capabilities and level of maturity for their respective disciplines. They must not be subjected to methods which are abusive or cause fear.

#### **c) Farriery and tack**

Foot care and shoeing must be of a high standard. Tack must be designed and fitted to avoid the risk of pain or injury.

#### **d) Transport**

During transportation, Horses must be fully protected against injuries and other health risks. Vehicles must be safe, well ventilated, maintained to a high standard, disinfected regularly and driven by competent personnel. Competent handlers must always be available to manage the Horses.

#### **e) Transit**

All journeys must be planned carefully, and Horses allowed regular rest periods with access to food and water in line with current FEI guidelines.

### **2. Fitness to compete:**

#### **a) Fitness and competence**

Participation in Competition must be restricted to fit Horses and Athletes of proven competence. Horses must be allowed suitable rest period between training and competitions; additional rest periods should be allowed following travelling.

#### **b) Health status**

No Horse deemed unfit to compete may compete or continue to compete, veterinary advice must be sought whenever there is any doubt.

#### **c) Doping and Medication**

Any action or intent of doping and illicit use of medication constitute a serious welfare issue and will not be tolerated. After any veterinary treatment, sufficient time must be allowed for full recovery before Competition.

d) Surgical procedures

Any surgical procedures that threaten a competing Horse's welfare or the safety of other Horses and/or Athletes must not be allowed.

e) Pregnant/recently foaled mares

Mares must not compete after their fourth month of pregnancy or with foal at foot.

f) Misuse of aids

Abuse of a Horse using natural riding aids or artificial aids (e.g. whips, spurs, etc.) will not be tolerated.

3. **Events must not prejudice Horse welfare:**

a) Competition areas

Horses must be trained and compete on suitable and safe surfaces. All obstacles and competition conditions must be designed with the safety of the Horse in mind.

b) Ground surfaces

All ground surfaces on which Horses walk, train or compete must be designed and maintained to reduce factors that could lead to injury.

c) Extreme weather

Competitions must not take place in extreme weather conditions that may compromise welfare or safety of the Horse. Provision must be made for cooling conditions and equipment for Horses after competing.

d) Stabling at Events

Stables must be safe, hygienic, comfortable, well ventilated and of sufficient size for the type and disposition of the Horse. Washing-down areas and water must always be available.

4. **Humane treatment of horses:**

a) Veterinary treatment

Veterinary expertise must always be available at an Event. If a Horse is injured or exhausted during a Competition, the Athlete must stop competing and a veterinary evaluation must be performed.

b) Referral centres

Wherever necessary, Horses should be collected by ambulance and transported to the nearest relevant treatment centre for further assessment and therapy. Injured Horses must be given full supportive treatment before being transported.

c) Competition injuries



The incidence of injuries sustained in Competition should be monitored. Ground surface conditions, frequency of Competitions and any other risk factors should be examined carefully to indicate ways to minimise injuries.

d) Euthanasia

If injuries are sufficiently severe a Horse may need to be euthanised on humane grounds by a veterinarian as soon as possible, with the sole aim of minimising suffering.

e) Retirement

Horses must be treated sympathetically and humanely when they retire from Competition.

5. **Education:**

The FEI urges all those involved in equestrian sport to attain the highest possible levels of education in areas of expertise relevant to the care and management of the Competition Horse.

This Code of Conduct for the Welfare of the Horse may be modified from time to time and the views of all are welcomed. Particular attention will be paid to new research findings and the FEI encourages further funding and support for welfare studies.

## APPENDIX F

### WE RULE CHANGE PROPOSAL FORM

Submit by Oct 1 to [secretary@workingeq.ca](mailto:secretary@workingeq.ca)

**SUBMITTED BY:**

<b>Name:</b>	
<b>Organization (<i>if any</i>):</b>	
<b>Email:</b>	
<b>Phone:</b>	
<b>Date:</b>	

**PROPOSED CHANGE:**

<b>Section(s)</b>	
<b>Proposed Change</b>	
<b>Rationale for Change</b>	

## APPENDIX G

### REGIONS OF WECAN

**British Columbia**

**Alberta**

**Saskatchewan**

**Manitoba**

**Ontario**

**Quebec**

**Atlantic Canada**

**Northern Territories**

As membership grows, these regions may be divided as need requires.

# **APPENDIX H**

## **PROTEST FORM**

## OFFICIAL PROTEST FORM

This form must be filled out completely, signed, and accompanied by the required fee of \$100 (cash or cheque payable to WECAN). Fee will be refunded if the protest (or subsequent appeal) is upheld. Protests must be received by the Technical Delegate (or the Judge if no Technical Delegate is present) and brought to the Protests Committee in accordance with the time limits listed in The Rules.

For further information, refer to WECAN Rules 4.9.2.

Name of Person Filing Protest: \_\_\_\_\_ WECAN Membership #: \_\_\_\_\_

Protester is: ☐ Rider ☐ Parent/Guardian of Minor Rider ☐ Horse Owner ☐ Horse Owner's Agent

Protester's Mailing Address: \_\_\_\_\_ City: \_\_\_\_\_ Prov: \_\_\_\_\_ PC: \_\_\_\_\_

Protester's Phone #: \_\_\_\_\_ Protester's Email: \_\_\_\_\_

I would like to officially submit a protest regarding:

☐ Eligibility of a horse or competitor (not later than 1 hour before the start of competition)

☐ Condition of the dressage arena (not later than 1 hour before the start of competition)

☐ An obstacle or the EOH/Speed course (not later than 15 minutes before the relevant trial)

☐ Irregularities or incidents during the competition or scoring, except errors as noted below (as soon as possible and not later than 30 minutes after publishing of the results of the relevant trial)

☐ Mathematical or transcription errors (not later than 1 hour after the posting of results)

Competition Name: \_\_\_\_\_ Date: \_\_\_\_\_

Competition City & Prov: \_\_\_\_\_ Competition License # \_\_\_\_\_

Rider Name: \_\_\_\_\_ WECAN Membership # \_\_\_\_\_

Horse Name: \_\_\_\_\_ WECAN Horse Recording # \_\_\_\_\_

Rider Phone #: \_\_\_\_\_ Rider Email: \_\_\_\_\_

Horse Owner Name: \_\_\_\_\_ Phone #: \_\_\_\_\_ Email: \_\_\_\_\_

This protest regards a violation of rule (please cite rule # and general description of the rule:

How was the rule violated?

Describe the circumstances of your protest in detail. Additional pages may be attached if needed:

☐ Please check if additional pages are attached

Additional witnesses with information relevant to this protest (list names and contact information):

Signature: \_\_\_\_\_ Date: \_\_\_\_\_

-----

For Protest Committee Use Only

☐ \$100 Protest Fee Received Payable to WECAN

☐ Protest Upheld

☐ Protest Partially Upheld

☐ Protest Denied

Note Time and relevant condition: \_\_\_\_\_

☐ Start of Competition

☐ Start of EOH/Speed Trial

☐ Posting of Results

Explanation of Ruling:

☐ Please check if additional pages are attached

Signature: \_\_\_\_\_